
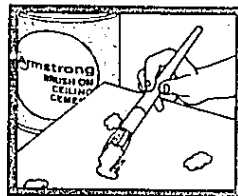


SAVE 10% to 25% ON ARMSTRONG

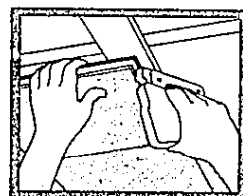


Install directly over your present ceiling...

It's so easy to install these Armstrong ceiling tiles. We'll show you how, step by step. These attractive 12" x 12" tiles can be cemented directly on your present ceiling, if it is in sound condition—or stapled onto wood furring strips. Suddenly, your room looks new again! It's one of the easiest and most noticeable home improvements you can make.



CEMENT directly onto sound existing ceiling...




OR STAPLE tiles onto wood furring strips.

Armstrong CEILING TILE

All prices shown are for a 12' x 12' room (suggested retail price... tile only)




GRENOBLE
\$40.99




CHAPERONE
\$43.99




CONESTOGA
\$50.99



HIGHLAND
\$57.99




WASHABLE
WHITE
(scrubbable)
\$34.99




WINDSTONE
(vinyl-coated)
\$44.99

ACOUSTICAL TILE

MUFFLE NOISE in your home... with an Armstrong CUSHIONTONE® Ceiling
All prices shown are for a 12' x 12' room (suggested retail price... tile only)




CLASSIC
\$44.99




PINEHURST
\$54.99



PLAZA
\$53.99



WOODCREST
(vinyl-coated)
\$60.99



TEXTURED
\$57.99



GLENWOOD
(vinyl-coated)
\$48.99

SAVE
10% to 25%
OFF PRICES SHOWN
at participating dealers listed on back page!