


This diagram shows the necessary stitches for turning your house into a decorative coaster.



And this photo by Steve Cantrell shows the finished product.

## The lively needle

# Coaster says 'Home, Sweet Home'

By MARY KAY DAVIS



By  
MARY  
KAY  
DAVIS

Since February is a month to stay snug inside your house, let's make coasters in the shape of that house. These table-savers make marvelous hostess presents or great house-warming gifts, and they only take about two hours to stitch.

You'll need a piece of No. 10 white plastic needlepoint canvas measuring three inches by four inches for each coaster. Trim the canvas until it contains 30 threads one way and 40 the other.

Smooth the plastic nubs from all edges. Start in the center of one 30-thread side and cut out the roof, diagonally as diagrammed.

Yarn colors should match your house and trim. In the one photographed, the windows and door sill are pale gray and the doorknob is dark yellow.

**BEGIN BY** edging the canvas house with a binding stitch as diagrammed. Work the sides and bottom first with shuttered-colored wool. Follow the Binding Stitch diagram, having your needle also pointing toward you as it enters all holes in the order graphed.

The yarn will wrap itself around the edge of the canvas.

Work the same stitch in the same order around the roof, using roof-colored wool.

Next stitch the windows as diagrammed in Window A. Add shutters as diagrammed in Window B. This is done in two steps. First, make a large, vertical stitch as diagrammed in the right shutter. Then stitch short, horizontal stitches over it, as diagrammed in the left shutter.

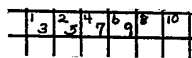
Work the door (C) as diagrammed, in whatever color your door is. Stitch the sill at the bottom with window-colored yarn. The doorknob is a French knot. Fill in the rest of the house with clapboards in your color, as diagrammed.

Work brick stitch horizontally over.

two threads if you have a brick house. Shingles are produced by stitching the clapboards and then working a backstitch over two threads between the rows.

This basic house can be further personalized with flower boxes of French knots, vines embroidered over the bricks, door knockers of loose French knots or whatever tickles your fancy.

Back it with felt or ultrasuede by whipstitching the backing to the binding stitch. And that's all there is to it.



The binding stitch is used to finish the edge of the house coaster.

## An Outstanding Antiques Lecture

Subject: "A Not So Perfect Likeness: Pictures As Documents"

Speaker: Jay E. Cantor, Head of American Paintings, Christie,

Manson & Woods International, Inc., New York, New York

When & Where: Thursday, March 8 at 8:30 p.m. in the Henry Ford Museum Theater, Dearborn, Michigan.

In this third lecture of our 1979 series, Jay E. Cantor will explore the historical accuracy and inaccuracy of paintings and prints depicting the American scene. Illustrating his discussion with many interesting colored slides, Mr. Cantor will demonstrate how attitudes of the day may have influenced the accuracy of scenes shown. His presentation should stimulate a keener awareness of paintings and prints as visual documents as well as aid collectors in evaluating and correctly interpreting their content. For lecture information or reservations call 271-1620, Ext. 350. Or write: Antiques Lectures, in care of Dr. Kenneth M. Wilson, Director, Collections and Preservation, Henry Ford Museum, Dearborn, Michigan 48121.

(Tickets also available at Henry Ford Museum.)

50 years  
1829-1979



Henry Ford Museum

## EVERYTHING MUST GO!

### MID-WINTER STOREWIDE SALE

UP TO

50%

SAVINGS

- Many floor samples reduced 50%
- Special orders taken at sale price
- Entire store on sale
- All Sales Final, Free local delivery
- Interior design service at no extra charge

Colony  
Interiors

SOMERSET  
MALL

643-0500

A STEP UP TO ELEGANCE


specially authorized by

**LIGHTOLIER®**


A most extraordinary lighting event

**SALE!**

Come see the newest creations by the trend-setter in lighting: Lightolier. See also the very special Lightolier values we offer for a limited time only...such as those shown here.



Gleaming polished brass with pewter accents. Authentic chimney holders shades. 6 ft.  
List Price \$479.85  
Sale Price \$215.95



Shimmering light sculpture. Glittering rings in polished chrome or brass/chrome 4 light 16" dia.  
List Price \$221.85 Sale Price \$99.85  
Polished chrome rings gathered in a chrome collar. Six lights plus downlight, 22" dia. Also polished brass rings and chrome. As shown  
List Price \$278.85 Sale Price \$125.50


**Custom  
Gallery  
& Lighting  
Studios**

356-6680

24200 Telegraph, between 9 and 10 Mile, Southfield  
Monday thru Saturday 9:00 to 5:30 Mon. & Fri. till 9

ENJOY  
A SPECIAL  
SAVINGS  
OF  
50% + 10%  
NOW

Terri bought this magnificent sofa in the last Gardner & Schumacher semi-annual Sale! Now she's waiting for Gardner & Schumacher's



Superdays Sale to begin...so she can end up with the rest of the best at savings of 10% to 50%! Watch this newspaper on March 1 for Gardner & Schumacher's Super Opening Ad!

G&S

Gardner & Schumacher  
Celebrating our 49th Year!

...sold through interior designers, home furnishings dealers and architects

DESIGN & DECORATING BUILDING  
1420 WASHINGTON BOULEVARD • 965-2137

Free Parking Across The Street • Major Credit Cards Honored