



INSTALLING A FENCE? BE SMART!! BUY OUR NORTHERN WHITE CEDAR FENCE



HABITANT INDIAN RIVER STOCKADE

8"x6" \$25.95

A pleasing blend of urban sophistication and rich natural beauty. All pickets are uniform in size and milled to a smooth, silver free surface. The tightly assembled pickets assure complete privacy and protection. Posts and rails are peeled to match the smooth perfection of the pickets.



HABITANT NANTUCKET TENON RAIL

8" Sect. \$9.95

Pleasingly simple in design, and amazingly inexpensive, this Sunranch style complements the personality of traditional or contemporary homes alike. Its quality features include extra heavy full-round rails, drilled posts and large, sturdy tenons for strength and durability.


Invest your money and hard work in Habitant Northern White Cedar Fence — a fence that will last 5 to 7 times as long as ordinary White Spruce fence*. Cedar Fence is NATURALLY preserved against rot by the chemicals inherent in the wood!

MORE GOOD NEWS! Our Cedar Stockade fence items cost only a little bit more than ordinary Spruce Fence. When you invest in Cedar you obtain tremendous additional value for each of your hard earned dollars.

CHECK OUR LOW PRICES on White Cedar Post & Rail styles as well as our 42" Cape Cod spaced picket.

YOU CAN HAVE THE BEST FOR LESS!!!

*Source—Forest Service U.S. Dept. of Agriculture



HABITANT CAPE COD PICKET

42"x8" \$13.95

This variation of a favorite style is more contemporary in appearance, yet needs no paint or maintenance. The Michigan White Cedar weathers to silver grey further enhancing its neat good looks. Construction features are identical to our spaced picket-rail fence, except that the equally-spaced pickets are milled smooth. Popular heights.



HABITANT CONCORD SPACED STOCKADE

8"x6" \$19.95

Lets breezes through the spaces between pickets, but still gives partial privacy. To maximize privacy, vines or shrubs can be planted or sections of Indian River solid stockade can be inserted at these points.



HABITANT BAR HARBOR LAP RAIL


10" SECT. \$15.45

This graceful fence adds a note of charm to any home. The top rail ends display the rich, heavy heart wood. Marked posts are classic examples of Early American fence-building. The extra-heavy full-round rails adjust to fit uneven ground lines.

IT'S KITCHEN FIXIN' TIME
SAVE 25% OFF
FACTORY LIST
replace those old cabinets with a new

Marillat
KITCHEN WITH EXCLUSIVE FORMICA
Surfaces on Doors & Drawers
SEE OUR DISPLAY
PROMPT 2-7 DAY DELIVERY

If you're Building A Doghouse, Garden House, Room Or Whole House, We Have What You Need!



See Us For ... CONSTRUCTION GRADE LUMBER

	10'	12'	14'	16'	18'	20'
SPF 2x4	2.46	2.70	3.15	4.10	4.78	5.47
SPF 2x6	3.06	4.19	5.05	5.71	7.48	8.04
SOU FINE 2x8	3.61	5.96	6.38	7.37	8.49	11.77
SOU FINE 2x10	4.78	8.14	10.69	11.60	12.71	14.13
SOU FINE 2x12	9.07	11.04	11.61	14.51	18.80	21.16

WHATEVER YOU'RE BUILDING OUTDOORS, YOU NEED



Pressure-Treated Lumber



Anything you build will have extraordinarily long life... if you build it with ordinary lumber or plywood pressure-treated with Wolman's preservative chemicals. It won't rot, and termites won't bother it — even if you don't stain or paint it. Considering how long it lasts, Outdoor Wood is surprisingly inexpensive. And if you don't have a project in mind, ask us for a suggestion.

WOLMANIZED

SIZE	8 FT.	10 FT.	12 FT.	14 FT.	16 FT.	18 FT.	20 FT.
2"x4"	2.09	2.79	3.88	4.59	5.52	6.14	6.99
2"x6"	3.75	4.70	5.95	6.93	8.56	10.15	12.33
2"x8"	4.59	5.76	8.57	9.15	10.59	12.51	15.44
4"x4"	4.99	6.53	7.84	9.13	10.45	14.09	16.42

SIZE	8 FT.	10 FT.	12 FT.	14 FT.	16 FT.	18 FT.	20 FT.
2"x10"	5.97	7.73	11.40	13.87	18.85	17.10	18.99
2"x12"	9.50	11.88	14.76	15.87	19.68	23.60	24.70
4"x6"	9.97	11.96	13.96	16.53	21.62	25.14	
6"x6"	14.95	17.94	20.93	24.50	32.43	37.72	

*STOCKED AT YPSI ONLY BUT AVAILABLE ON ORDER FROM OUR MAIN YARD

FURRING STRIPS

1"x2"x8'	48¢
1"x3"x8'	64¢
2"x2"x8'	88¢

FULL EXTERIOR GRADE PLYWOOD

4"x8" GOOD 1 SIDE	
1/4"	\$10.88
3/8"	\$14.18
1/2"	\$16.47
5/8"	\$19.73
3/4"	\$22.50

PARTICLE BOARD

4"x8" SHEET	
3/8"	\$5.20
1/2"	\$5.30
5/8"	\$5.55
3/4"	\$7.50

SHELVING

1 1/8"x12"x36"	\$2.49
----------------	--------

TIMBERS FOR LANDSCAPING

	ROUGH SAWN
3"x5"—8'	\$3.99 ea.
4"x6"—7'	\$5.67 ea.
4"x6"—8'	\$6.49 ea.
6"x6"—8'	\$9.79 ea.

2x4 STUDS

CONSTRUCTION	6'	92¢
"	7'	99¢
"	8'	1.39*
ECONOMY	8 1/2'	75¢
"	92 1/2'	87¢
"	96'	89¢

CDX SHEATHING PLYWOOD

4x8 3/8"	\$7.59*
4x8 1/2"	\$7.99*
4x8 5/8"	\$11.59
4x8 3/4"	\$13.85

HANDY BOARDS

	REG. PRICE	SALE PRICE
1"x2"	.11 lin. ft.	.10 lin. ft.
1"x3"	.14 lin. ft.	.12 lin. ft.
1"x4"	.19 lin. ft.	.16 lin. ft.
1"x6"	.23 lin. ft.	.26 lin. ft.
1"x8"	.41 lin. ft.	.36 lin. ft.
1"x10"	.50 lin. ft.	.44 lin. ft.
1"x12"	.68 lin. ft.	.61 lin. ft.

SAVE ON THESE LOW-COST DO-IT-YOURSELF CEILINGS

GRENOBLE 2x4 panel \$1.69

TEXTURED 2x4 panel \$2.15

GRENOBLE 12x12 tile 22¢

CLASSIC 12x12 tile 33¢

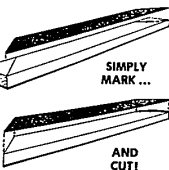
DOG HOUSE KITS



26"x30" \$18.79

36"x48" \$31.68

New Parrott precision cut, pre-numbered full size cardboard overlays assure accurate cutting and fitting of all critical angles. Just place sturdy overlay pattern on correct size board, mark and cut. Using simple tools you can cut and assemble a professionally designed, tight fitting finished project. Cut it yourself and save!!!



MINI-SHED KIT

\$54.35

- OUTDOOR POOL EQUIPMENT
- TRASH CAN
- BARBECUE EQUIPMENT
- LAWN & GARDEN EQUIPMENT
- OUTDOOR GAMES & EQUIPMENT
- FIKWOOD BOX

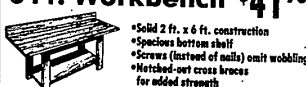
8'x8' GABLE BARN KIT



\$226.31

NAILS, HARDWARE AND ROOFING INCLUDED

6 Ft. Workbench \$41.98



- Solid 2 ft. x 6 ft. construction
- Species bottom shelf
- Screws (instead of nails) omit wobbling
- Notched-out cross braces for added strength
- Only standard tools needed

8'x8' RED BARN KIT



\$217.54

Nails, Hardware & Roofing Included



Add a new dimension to those bare walls... WITH PANELING!

Choose from over 50 varieties of famous Abitibi or Champion paneling — many of them a full 1/4" thick.

Exotic Wood Grains, Barn Boards, Genuine Hardwood Veneer, Brick, Stone — We have them all at low, low Pine Cashway Prices beginning at —

\$4.59

Self-Sealing Asphalt Shingles



Trouble-free protection \$20.97 per square

\$6.99 per sq. ft.

3 Bds. equals 100 square ft.

Clotex

SOME ITEMS MAY NOT BE AVAILABLE AT ALL LOCATIONS

LUMBER YARD HOURS — ALL LOCATIONS

MONDAY THRU THURSDAY 8 a.m. to 6 p.m. FRIDAY 8 a.m. to 8 p.m.
SATURDAY 8 a.m. to 5 p.m. SUNDAY 10 a.m. to 4 p.m.

PINE CASHWAY LUMBER

(c) 1979 PINE LUMBER - CASH WAY

MT. CLEMENS S. S. GROESBECK South of Cass Ave. 469-2300	UTICA 48075 VAN DYKE Bet. 21 Mile & 22 Mile 739-7463	WEST SIDE 12222 INKSTER RD. Bet. Plymouth & Schoolcraft 937-9111	LINCOLN PARK 3255 FORT ST. Bet. Southfield & Grosse Pointe 386-5177
YPSILANTI 626 N. MURON 481-1500	WATERFORD TWP. 7374 HIGHLAND RD. On Rt. 24, Airport & Willow Rd. 666-2450	BRIGHTON 525 MAIN ST. 1 Mile W. of Grand River 227-1831	SOUTHFIELD 22800 W. 8 MILE 1/2 Mile E. of Telegraph 353-2570

ALL ITEMS CASH & CARRY — SALE ITEMS MARKED WITH * — GOOD MAY 3 THRU MAY 6