

The lively needle

Weave in a frame

By MARY KAY DAVIS

I would have become a weaver years ago if it had not been for the size of the looms. They seemed huge, expensive and space-filling. Which child would I eliminate to make room for one?

However, there's a less drastic solution to the problem. Try picture-frame weaving before you jettison the kids.

To get started, you'll need an old picture frame at least six inches larger than the piece of cloth you want to weave. Collect 10-gauge plastic canvas, rug yarn or knitting worsted (you can work with finer yarns, but don't on your first try), the largest tapestry needle you can find and upholstery tacks or a wood stapler.

CUT FOUR, one-inch strips of plastic canvas and staple or tack them to the back of the frame. Allow four canvas rows to extend beyond the frame's front edges.

Thread your needle with about one yard of yarn and knot the end. I recommend working with only one color on your first project. Hold the frame with its front side toward you and its narrow ends at the top and bottom.

Insert the needle through the canvas two holes above the edge of the top strip. Pull the yarn straight down and put the needle through the corresponding hole on the bottom edge.

Pull the yarn into a hole two threads away on the bottom and then thread it up to the top. Work top to bottom and then bottom to top, lacing your warp

through every other hole on the canvas edge until you've covered an area that is large enough for your project.

TURN THE FRAME a quarter turn so that its long ends are now top and bottom. Repeat the above procedure, laying the yarn straight in every other hole. This second layer will lay crosswise on top of your first layer.


Turn the frame back a quarter turn and repeat layer number one, filling in the empty holes. There now are three layers stacked on top of each other.

Turn the frame for the last time so that the long ends are on top and bottom. Fill in the empty holes, but this time weave your needle in and out of the warp threads that you've strung. Keep your tension firm and pack rows together as you complete them.

WHEN YOU'VE finished, machine stitch around the cloth edge to stabilize it. Cut the threads from the frame near the canvas. Make fringe or tassels. If you want a finished edge, weave each thread back into the cloth for a quarter inch before cutting it off.

If you like variety, you can weave tweeds, houndstooth checks and gingham. For tweeds, alternate colors every other hole. Two or three holes of each color will produce a houndstooth check, and more than three holes of each color will give you a gingham. The more holes filled with each color, the bigger the check.

That's all there is to it. Have a happy summer of weaving.



Learn your career options

If you can't make up your mind about career directions, you may need more information about yourself and the career options open to you.

The Continuum Center

for Adult Counseling and Leadership Training will hold a Careers in Transition program for men and women 7:30-10:30 p.m. July 12 through Aug. 16, at the Michigan Center for Continuing Education in Auburn Heights.

The course is designed for people who are trying to decide whether they should go back to school, change jobs, retire or take some other important step in their career lives.

For information on Careers in Transition, contact the Continuum Center at Oakland University in Rochester or call 377-3033. The fee is \$60.

For information on Careers in Transition, contact the Continuum Center at Oakland University in Rochester or call 377-3033. The fee is \$60.

For information on Careers in Transition, contact the Continuum Center at Oakland University in Rochester or call 377-3033. The fee is \$60.

EVEN SMALL ADS CATCH EYES IN THE OBSERVER'S ECEGTRIC

Weekend college registers

Mercy College of Detroit is now accepting applications for the fall semester of its weekend college, which begins Sept. 2.

"The Weekend College, which began as a pilot project less than two years ago, has a particular appeal of working adults who prefer attending Saturday classes to a night-school alternative," said Martha Smydra, director. Enrollment has grown to 100 students.

In Mercy's Weekend College, students generally attend classes on only five Saturdays a semester, for each three credit hour course.

A maximum of three courses may be taken each semester. Directed studies enable students to cover the same course content and meet the same academic standards as in regular day and evening classes. In this manner students may earn a baccalaureate degree in 4½ years.

To obtain an application form or further information about the Weekend College call Mercy College, 531-7820, extension 373, or write the Director, 8200 W. Outer Drive, Detroit 48219.

Newcomer?

It is our pleasure to welcome you to the Birmingham-Bloomfield, Troy, West Bloomfield communities! We have civic information and gifts for you from selected merchants.

And, all newcomers are sent a complimentary introduction to the hometown newspaper, the Eclectic.

626-8753

Is the number to phone to request a welcoming call... this is a community activity and there is no obligation. REMINDER: Please don't say "waggon" in our name.

SERVING SINCE 1930

Your Welcome Service

Our Affair with Downtown

From Toronto's finest airport hotel direct to the excitement at the centre of the city. Our special package includes complimentary air-conditioned transportation to and from downtown on Saturday.


Then you'll return to the quiet luxury of the Bristol Place. Relax in your room or enjoy our indoor pool and sauna.

Our Downtown Package of \$40 per room per night (Canadian funds, tax included, gratuities extra) includes 2 Nights Deluxe Accommodation (Friday, Saturday or Sunday), Transportation Downtown and Free Parking. \$35 per room each additional night (subject to availability).

The Bristol Place Hotel
A Stonewall Hotel

950 Dixon Rd. at Toronto Int'l Airport • 675-9444
For reservations call toll free CANADA 1-800-358-4927
U.S. 1-800-328-7491 N.Y. STATE ONLY 1-800-462-7230
or see your travel agent

The Contemporary Look in Shutters




Vertical shutters give your rooms a contemporary look unmatched by any other window treatment. Vertical slats are easy to care for and offer complete air and light control. Bright color can be used as an accent or wood stain to match any woodwork or furniture. Finishing and installation available. Call today for a free no-obligation estimate in your home.

the SHUTTER SHOP INC.

BIRMINGHAM
1705 S. Woodward
647-5560
ROCHESTER
341 S. Livernois
651-3046

LIVONIA
16320 Middlebelt
825-4620
ST. CLAIR SHORES
24400 Harper
775-6128



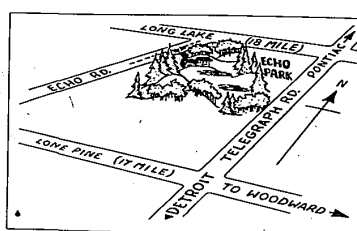
echo park day camp, inc.

This summer give your child the wonderful experience of Echo Park Summer Camp.

- Three lakes on 112 acres
- Swimming, boating, archery, nature study, crafts, fishing, cookouts
- Children 3½ to 14 years old
- Experienced camp counselors
- Four Week sessions
- Family memberships available

YOU ARE INVITED TO OUR OPEN HOUSE

SUNDAY, JUNE 10, 1-4 p.m.



ECHO PARK DAY CAMP, INC.

4275 Echo Road, Bloomfield Hills
646-5590

COME DANSK WITH US



at 20% to 35% Off...

save from June 1 to June 30 on selected Dansk product lines. KOBENSTYLE - enameled steel cookware in all colors. NIELSTONE - 4 pc. place settings, also soup bowls. STEMWARE - (not shown) in JULIEN, ANNA, MICHEL and ADRIANNA patterns. ANVIL - stainless flatware, also THISTLE and VARIATION V (not shown). BLT - 3 pc. place settings, dessert plates and serving pieces.

ADLER/SCHNEE SOMERSET MALL

649-5710 • Mon., Thurs., Fri. 'til 9 PM
Tues., Wed., Sat. 'til 6 PM • Sunday Noon 'til 5 PM