OLDEST AUTO IN UNITED STATES



America's first car, built by Elwood Haynes in Indiana and successfully tested out near Kokomo, Ind., on July 4, 1894, was recently taken from Smithsonian Institution back to Kokomo for the twenty-eighth anniversary on July 4. Photograph shows Congressman Fred Purnell from that district in America's oldest car in front of Smithsonian Institution. This is the first time any article on exhibition in the institution has been removed.

NEAT TRICKS IN GREASING AUTOS

Vexatious Problem to Insert Lubricant Through Plughole Larger Than Gun Nozzle.

CHEMIST'S CORKS ARE IDEAL

Special Guns Are Part of Equipment on Many of Most Modern Cars Having Lubricating Systems —Clean Out Yearly.

One of the most vexatious greasing problems is to force grease through a plughole larger than the nozzle of the gun. To keep the grease from going everywhere but into the hole, obtain a cork about the size of the largest plug on your car. Bore a hole in this cork so that it will slide over the stem of the grease gun, and when you are filling a large hole simply push this cork down to fill the oversize opening. Chemists' rubber corks are ideal for this purpose. A rag or some string packing wound around the stem of the gun can be forced down to act as would the cork.

Cars Have Greasing Systems.

Many cars now equipped with greasing systems using a special gun which connects with the nipples on the car. This makes it easy to do some advisable cleaning of the grease passages about once a season. Attach the empty gun, release the plunger so that it can be worked like a pump, and then proceed to force air through the grease connections. This will serve to clean out the distributing grooves in which grease residue has probably congealed during the winter. To make still more certain of perfect lubrication, precede the air pressure treatment with a similar treatment of kerosene to flush out the dirty old grease, which will be seen coming out on the opposite side of the spring shackle. Then use air pressure to force out the kerosene before applying fresh lubricant.

Other Places for Grease.

Now is greasing something to be put only into gun cups and other specified places. Wipe some grease on the wheel shoulders against which the demountable rim rests on the inside. Do this about as often as removal of the rim is required by tire changing. At the same time apply grease sparingly to the rim fasteners and to the rim bolts. By this practice, nearly all rim squeaks are permanently ended.

The chief objection, apart from engineering considerations, is the difficulty of making a double gasket absolutely leak-proof. An ingenious method has been devised to eliminate the extra gasket and accomplish the same purpose. It is necessary first, to equip the car with so-called priming spark plugs. The little petcock intended for injection of gasoline is removed. This leaves a threaded port in the spark plug. In this hole screw a tube three or four inches long, with the end of the tube tightly capped. The effect is apparently the same as if the cylinder content were enlarged, by the content of the tube—the object sought in the use of an extra gasket.

PLAN TO CLEAN REFLECTORS

Douse Thoroughly With Stream of Water Without Rubbing, Then Polish With Rouge.

Headlight reflectors become easily scratched. To polish them clean thoroughly with a stream of water without rubbing, and then polish with rouge, as it is used by jewelers, applying rotary motion. Because of the silver plate, do not rub hard.

Welding Costs.

Before sending in a broken part to be welded the car owner ought always to get an estimate; otherwise the repair is not unlikely to cost more than a new part. The welders always have an explanation of the excessive charge, but that doesn't help the payer much.

You Auto Know

That valve leakage is one of the most serious losses of economy in the operation of an automobile for, if the valves leak, it is almost impossible to get good compression in the cylinders, and this, in turn, exerts a powerful influence over the entire performance of the car, giving rise to knocks, loss of power and various other ills. Proper care of the valves and regular regrinding are therefore to be numbered among the "expenses" which are really economies, for they will pay big dividends in efficiency and mileage.

Worn valve stems also cause leaks which are quite as serious as those of the valves themselves, in this case the failure of the valve stem to fit snugly into the guide allows air to be drawn past the stem into the cylinder, thinning the mixture to such an extent that the engine fails to run regularly unless the mixture is made richer, while throttling down to less than ten miles an hour is almost impossible. The fact that valve stems need attention is usually apparent from the hissing sound characteristic of this trouble.

(Copyright, 1922, by The Wheeler Syndicate, Inc.)

FACILITATE REPAIRS ON ELEVATED STAND

Portable Platform for Auto Work Is Illustrated.

Two Longitudinal Rails of Wood, Ten Feet Long With Center Support, Will Prove Entirely Satisfactory—How Made.

In the small repair shop it is not always convenient or practical to have a work pit or a permanent elevated platform for removing the automobile far enough above the floor to give free and easy access underneath. A stand that is portable and on which an automobile can be placed in an elevated position is shown in the accompanying illustration.

It consists of two longitudinal rails of wood, 10 feet long. A center support with two pivots about 24 inches high forms a trestle on which the automobile is pulled by means of a winding bar, crank, handle, and rope, with a hook to attach to the front axle of the automobile. Two fixed blocks on the forward ends of the rails with two swinging blocks on the rear ends rigidly support the automobile after it is pulled into place and the forward end lowered.



Repairs Are Made Much Easier If the Automobile Stands on This Trestle Above the Floor.

On account of the angle of the incline and the possibility of over-running, the winding drum should be the means of getting the automobile on the rails. Two wedges forward nailed in place will prevent the automobile from creeping to the front. Wedges are also placed under the rear wheels. When not in use, the parts are readily disassembled and placed aside.—Popular Science Monthly.

Mistakes Will Happen.

Never misjudge the gear shift of the car for the emergency brake, nor the foot accelerator for the clutch pedal.

Sheridan's Charm.

The great charm of Sheridan's speaking was his multifariousness of style.—Sydney Smith.

BEST TIRES AT BEST PRICES

U. S. TIRES—PLAIN—USCO—KNOBBY—CORD

GOODYEAR GOODRICH

BUY YOUR TIRES NOW

FORD SALES & SERVICE

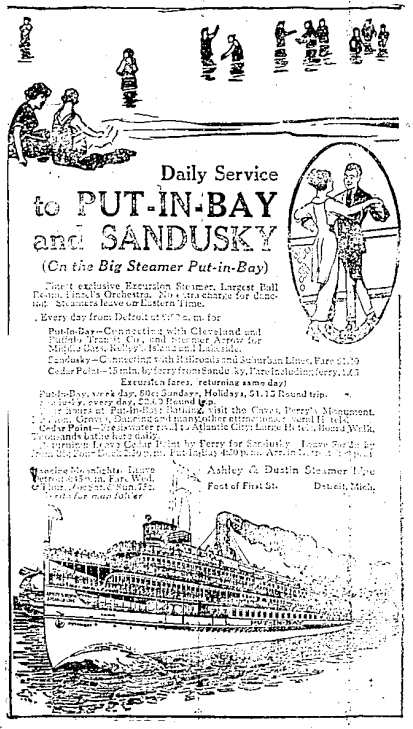

Station C-O-W at Michigan State Fair



G. W. Dickinson, secretary and manager of the Michigan State Fair, recently spoke from Station WCX at Detroit. So interested did Mr. Dickinson become in radio telephony that one of his artist friends drew this cartoon for him.

Radio will be one of the featured exhibitions at the State Fair, September 1-10.

"Friendly Enemies," Notable Comedy, at Chautauqua

"Friendly Enemies," an uproarious comedy drama presented by six competent New York actors, will be one of the big features of the coming Redpath Chautauqua. How the conflicting convictions of two lifelong friends make them "Friendly Enemies" and how their difficulties eventually untangle, supply the plot with an abundance of irresistible comedy and moments of gripping pathos.

Enterprise Liner Ads--

Bring results. Try a "For Sale, "Wanted" or "To Rent" Ad and be convinced.