

Obtain proper tools before you start job

Every year about this time, preparation gets under way to repair what time or weather has damaged, do periodic maintenance or begin a project planned over the winter.

For the more experienced do-it-yourselfer, creating a list of materials from the project plans or design is the normal first step of the project.

Next comes estimating the cost, based on that list of materials. Finally, a timetable for doing the job is established.

For the less experienced, however, there's an important intermediary step: creating the list of tools needed for a project. That one element of planning can save many hours on a project.

Those hours are the time lost in discovering the unanticipated need for a tool, having to stop work, leaving the work area, finding the tool, returning to the area and using it.

WHAT EXPERTS suggest is taking time during the planning stage of any project to "walk through" the work area with a pencil and paper.

Review in your mind all the steps involved in the project, writing down each step along with the materials and tools needed for each portion of the job.

Let your imagination run free, they suggest, anticipating the worst situations so you'll be sure to have the tools you need when and if there's an unpleasant surprise.

Remember, there's often a need for more tools than a simple description of the project contains.

For instance, there's more to a basic painting project than the can(s) of paint, the brush or roller or spray.

If the surface needs any work, a wall scraper or putty knife will be necessary. Any holes found must be spackled or filled, which requires a putty knife, a sanding block, sandpaper and, on interior projects, a tack cloth to pick up sanding dust.

PAINTING WINDOW frames or interior woodwork also involves trim guards to keep paint off adjoining surfaces such as window glass, other walls, etc. Keep a razor scraper at hand to clean off whatever paint does get on windows.

If the painting involves use of a ladder, don't forget the paint-can hook to hold the can securely against a ladder leg. And how many drop cloths are necessary to protect areas against splatters and drips?


Whether the project involves outdoor masonry, concrete work, etc., or interior remodeling or repair, the improvement consultants say, taking the time to "stroll" through the job to make a tools list will help the project go more smoothly with less frustrations and wasted time.

Thursday, April 12, 1984

Home and Garden I

Page (O)11

SPRING SALE



LAWN-BOY

- ELECTRIC START OR PUSH MODELS
- 19"-21" CUT
- REAR OR SIDE BAG, MULCH OR SHRED
- 1 YEAR LIMITED WARRANTY

Ariens

FREE REAR BAGGER
WITH RIDER PURCHASE

SAVE \$253.00

- 8 H.P. 26" THRU 10 H.P. 32"
- ELECTRIC START AVAILABLE

WE SERVICE ALL MAKES

PARTS & USED EQUIPMENT DEPTS.

PICK UP & DELIVERY

★ FINANCING AVAILABLE ★ WE TAKE TRADES

MANUS POWER MOWERS


3116 N. WOODWARD, ROYAL OAK
2 BLKS. S. OF 13 MILE
549-2440

M, TH, FRI 9-8; TU & W 9-6; SAT 9-4

COMMERCIAL EQUIPMENT
4931 DELEMERE, ROYAL OAK
2 BLKS. E. OF COOLIDGE, 1 BLK. N. OFF 14 MILE

280-0525
MON-FRI 9-5; SAT 9-4

SAVE ON HEATING BILLS ELIMINATE COLD DRAFTS



Specializing
in
Thermal
Efficiency

•SUNROOMS

- Replacement Windows
- Room Additions
- Pool Enclosures
- Doorwalls
- Porch Enclosures

QUALITY
WORKMANSHIP

FREE
ESTIMATES



Andersen
WINDOWS • GLIDING DOORS

Thermodyne Construction Co.

Excellent References
on Request

591-3773

Fully Licensed
and Insured

FLAME

FURNACE COMPANY


THE CHOICE IS YOURS —AIR CONDITIONING—

STANDARD MODEL

HIGH EFFICIENCY

AS LOW AS
\$1,295

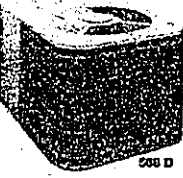
INSTALLED
(Model 505)



- Installed on Concrete Slab
- 5-Year Warranty on Compressor Including Labor by Flame Furnace
- Financing Available
- Install Now & Save

bryant

ENERGY EFFICIENT
DELUXE AIR
CONDITIONER



UP TO 10.5 E.E.R. RATING

FREE ESTIMATES - Since 1949 - IMMEDIATE INSTALLATION

2 YEARS FREE SERVICE

HEATING, AIR CONDITIONING, PLUMBING AND ELECTRICAL CONTRACTORS

527-1700
14847 GRATIOT
Near 8 Mile
DETROIT

524-1700
3373 Rochester Rd.
North of 15 Mile
TROY

574-1070
28707 VAN DYKE
South of 13 Mile
WARREN