

Rerouting declines at Botsford

Continued from Page 1
equipment, Scheuber said.

ALTHOUGH A new policy for closing the emergency room wasn't established, the existing method was "tightened up considerably on approval for putting the hospital in a rerouting status," Scheuber said.

reroutes ambulances when its critical care and telemetry beds (for patients who are in slightly less than critical condition) are full.

No single factor had led to increasing rerouting in the past 1 1/2 years. Lack of enough critical care beds, a shortage of nurses and undersized emergency rooms have played a role in rerouting when emergency

rooms become full, according to members of the Southeast Michigan Hospital Council of the Michigan Hospital Association.

The hospital council, ambulance providers Oakland EMS and the individual hospitals have been working to solve rerouting.

The medical control committee of the Oakland EMS adopted a general statement and specific policy on rerouting on May 26.

The statement says: "Patients exhibiting uncontrollable problems in the field will be accepted by the closest appropriate facility regardless of that hospital's rerouting status. Critical patients will be accepted by the closest appropriate hospital when transportation to a more distant hospital could pose a further significant risk to a patient. Serious, but stable, patients may be rerouted by the medical control physician."

Under the new policy, if all area

According to Botsford, the hospital closed its emergency room to incoming ambulances 16 percent of the time from January to the end of May, compared to 20 percent in 1987.

hospitals are rerouting, then the rerouting status will not be honored and the patient can be transported to the closest appropriate hospital.

Hospitals that CEMS generally takes Farmington-Farmington Hills patients to include its parent company, Botsford, as well as Providence, Southfield; St. Mary's, Livonia; and Redford Community Hospital, Beauchemin said.

County hospitals' diversions listed

Following is a list of the emergency hospitals in the Oakland County EMS network and the number and length of times they diverted incoming ambulance patients during the four-month period of January-April. The system is monitored and records compiled by the Oakland County Council for Emergency Medical Services.

• Botsford General in Farmington Hills — rerouted during 70 time periods for a total of 676 1/2 hours (the amount of time the hospital was closed to emergency ambulances).

• Critten-Rochester Hills — 26 times for a total of 520 1/2 hours.

• Huron Valley in Commerce Township — once for 6 1/2 hours.

• Oakland General in Madison Heights — 48 times for a total of 574 hours.

• Pontiac General — five times for a total of 164 hours.

• Pontiac Osteopathic — remained open at all times.

• Providence in Southfield — 47 times for a total of 1,127 hours.

• Sinai of Detroit — 42 times for a total of 1,058 hours.


• St. Joseph Mercy in Pontiac — 46 times for a total of 944 1/2 hours.

• William Beaumont-Royal Oak — 74 times for a total of 1,239 1/2 hours.

• William Beaumont-Troy — 32 times for a total of 558 hours.

Men, if you're about to turn 18, it's time to register with Selective Service at any U.S. Post Office.

It's quick. It's easy. And it's the law.



Sylvan this summer. Better grades next fall. Your child will benefit from our achievement programs in these ways:


- IMPROVED REPORT CARD • SELF ESTEEM
- ENRICHMENT • MOTIVATION

Now enrolling for • Reading • Math • Study Skills • Algebra • College Prep • Readiness • Sylvan Clear Writing

Sylvan Learning Center We help children master the basics of learning

For More Information Please call: 737-2880 5733 W. Maple, W. of Orchard Lake Rd. West Bloomfield - "The Tower Street"

"The Bryant heating/cooling system — an unbeatable combination."



You'll get the best of both worlds when you combine a Bryant gas furnace and central air conditioner. Bryant furnaces and air conditioners are designed and tested to ensure maximum performance. And when they work together, it's the perfect combination to provide maximum comfort at maximum efficiency. Your local Bryant dealer has furnace/air conditioner combinations to match a wide variety of home comfort needs.

Call your dependable Bryant dealer today. And let our gas furnace/electric air conditioning combination team up to give you ultimate comfort and lower heating and cooling bills. Bryant builds all their equipment with the right stuff...to last.

bryant HEATING/COOLING

Special Offer \$200 REBATE Model #568 air conditioner (Expires 6/30/88) 1 MONTH FREE GAS On Furnace Model #598-B (Limited Time Offer)

Offer Good Only At Your Participating BRYANT Dealer

CALL TODAY 565-9656 DEARBORN HEIGHTS

Comfort Zone HEATING & COOLING, INC.

538-1800 19189 BEECH DALY ROAD

IGA ORCHARD-10 IGA 24065 Orchard Lake Rd. MON.-SAT. 8-9; SUN. 9-5

DOUBLE COUPON

DOUBLE COUPON

DOUBLE COUPON

ORCHARD-10 gives you 100% more on all (cents off) manufacturer's coupons up to and including 50c face value. All coupons 50c or lower will be doubled. Coupons above 50c will be cashed at face value. Limit one coupon for any one product. Coupon plus 100% bonus cannot exceed price of the item. Other retailer and free coupons excluded. All cigarette coupons at face value. This offer in effect now through Sunday, June 26, 1988.

IGA Tablerite Boneless Beef Rotisserie Roast

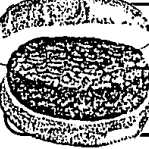
Save 1.20 lb. **1.69** lb. Great on the Grill!



Assorted Flavors Fams 8 oz. Yogurt Limit 4 Please! **4/1.00**

Pepsi Cola, Diet or Regular, Pepsi Free, Caffeine Free, Mountain Dew or Slice

8 Pack 1/2 Liter **1.99** + Dep.



IGA Tablerite Hamburger from Ground Chuck 5 lbs. or more Save .50 lb. **1.39** lb. Great on the Grill!

Assorted Varieties Banquet Dinners **.89** 10-12 oz.



California Nectarines Sweet 'n Juicy! **.79** lb.

IGA Tablerite Boneless Beef Bottom Round Steak Save 1.00 lb. **1.89** lb.



Fams Pork & Beans 16 oz. can **4/1.00** Limit 4 Cans Please!

IGA Tablerite Boneless Beef Chuck Steaks **1.49** lb. Save .60 lb.



HAGGERTY LUMBER INTERIOR AND EXTERIOR DOOR SALE ON SALE THRU SUNDAY, JUNE 26

CHATEAU MONELLE WOOD EXTERIOR DOOR 499.95 100" x 72" • Deeply carved panels • Solid wood • Door only

EMPERESS ALEXANDRIA WOOD EXTERIOR DOOR 699.95 100" x 72" • Leaded feature • Textured & beveled glass • Intricate raised moldings • Door only

FLUSH BIFOLD WOOD DOORS

SIZE	LAUREL	BRICK	TRAVELER	LEGACY
20"	22.95	24.95	31.95	28.95
26"	24.95	26.95	33.95	29.95
30"	26.95	28.95	35.95	31.95

PREHUNG WOOD DOORS

SIZE	LAUREL	BRICK	TRAVELER	LEGACY
20"	27.95	29.95	36.95	32.95
26"	29.95	31.95	38.95	34.95
30"	31.95	33.95	40.95	36.95

PREHUNG STEEL INSULATED ENTRY DOORS

6 PANEL DOOR 109.95 36" x 80" • Embossed both sides • 24 gauge steel • Compression weatherstripping • Stationary thermal break threshold • 30" x 6 PANEL DOOR...114.95

CROSSBUCK DOOR 129.95 36" x 80" • Insulated glass • Embossed both sides • 30" x CROSSBUCK DOOR...134.95

FLUSH DOOR 99.95 36" x 80" • Stationary thermal break threshold • 30" x FLUSH DOOR...104.95

6 PANEL DOOR 249.95 100" x 72" • Polyurethane coat

PREHUNG 9-PANEL ENTRY DOOR 259.95 100" x 72" • LEADED GLASS WINDOW • 9-PANEL ENTRY DOOR **349.95** 100" x 72" • Special Order at Haggerty Doors

ECONOMY 2"x4" STUDS 95¢ 10' x 12' • Great for home projects

TAPERED EDGE DRYWALL 3.39 10' x 12' • 1/2" • 5/8" • 1" • 1 1/4" • 1 1/2" • 2" • 2 1/2" • 3" • 3 1/2" • 4" • 4 1/2" • 5" • 5 1/2" • 6" • 6 1/2" • 7" • 7 1/2" • 8" • 8 1/2" • 9" • 9 1/2" • 10" • 10 1/2" • 11" • 11 1/2" • 12" • 12 1/2" • 13" • 13 1/2" • 14" • 14 1/2" • 15" • 15 1/2" • 16" • 16 1/2" • 17" • 17 1/2" • 18" • 18 1/2" • 19" • 19 1/2" • 20" • 20 1/2" • 21" • 21 1/2" • 22" • 22 1/2" • 23" • 23 1/2" • 24" • 24 1/2" • 25" • 25 1/2" • 26" • 26 1/2" • 27" • 27 1/2" • 28" • 28 1/2" • 29" • 29 1/2" • 30" • 30 1/2" • 31" • 31 1/2" • 32" • 32 1/2" • 33" • 33 1/2" • 34" • 34 1/2" • 35" • 35 1/2" • 36" • 36 1/2" • 37" • 37 1/2" • 38" • 38 1/2" • 39" • 39 1/2" • 40" • 40 1/2" • 41" • 41 1/2" • 42" • 42 1/2" • 43" • 43 1/2" • 44" • 44 1/2" • 45" • 45 1/2" • 46" • 46 1/2" • 47" • 47 1/2" • 48" • 48 1/2" • 49" • 49 1/2" • 50" • 50 1/2" • 51" • 51 1/2" • 52" • 52 1/2" • 53" • 53 1/2" • 54" • 54 1/2" • 55" • 55 1/2" • 56" • 56 1/2" • 57" • 57 1/2" • 58" • 58 1/2" • 59" • 59 1/2" • 60" • 60 1/2" • 61" • 61 1/2" • 62" • 62 1/2" • 63" • 63 1/2" • 64" • 64 1/2" • 65" • 65 1/2" • 66" • 66 1/2" • 67" • 67 1/2" • 68" • 68 1/2" • 69" • 69 1/2" • 70" • 70 1/2" • 71" • 71 1/2" • 72" • 72 1/2" • 73" • 73 1/2" • 74" • 74 1/2" • 75" • 75 1/2" • 76" • 76 1/2" • 77" • 77 1/2" • 78" • 78 1/2" • 79" • 79 1/2" • 80" • 80 1/2" • 81" • 81 1/2" • 82" • 82 1/2" • 83" • 83 1/2" • 84" • 84 1/2" • 85" • 85 1/2" • 86" • 86 1/2" • 87" • 87 1/2" • 88" • 88 1/2" • 89" • 89 1/2" • 90" • 90 1/2" • 91" • 91 1/2" • 92" • 92 1/2" • 93" • 93 1/2" • 94" • 94 1/2" • 95" • 95 1/2" • 96" • 96 1/2" • 97" • 97 1/2" • 98" • 98 1/2" • 99" • 99 1/2" • 100" • 100 1/2" • 101" • 101 1/2" • 102" • 102 1/2" • 103" • 103 1/2" • 104" • 104 1/2" • 105" • 105 1/2" • 106" • 106 1/2" • 107" • 107 1/2" • 108" • 108 1/2" • 109" • 109 1/2" • 110" • 110 1/2" • 111" • 111 1/2" • 112" • 112 1/2" • 113" • 113 1/2" • 114" • 114 1/2" • 115" • 115 1/2" • 116" • 116 1/2" • 117" • 117 1/2" • 118" • 118 1/2" • 119" • 119 1/2" • 120" • 120 1/2" • 121" • 121 1/2" • 122" • 122 1/2" • 123" • 123 1/2" • 124" • 124 1/2" • 125" • 125 1/2" • 126" • 126 1/2" • 127" • 127 1/2" • 128" • 128 1/2" • 129" • 129 1/2" • 130" • 130 1/2" • 131" • 131 1/2" • 132" • 132 1/2" • 133" • 133 1/2" • 134" • 134 1/2" • 135" • 135 1/2" • 136" • 136 1/2" • 137" • 137 1/2" • 138" • 138 1/2" • 139" • 139 1/2" • 140" • 140 1/2" • 141" • 141 1/2" • 142" • 142 1/2" • 143" • 143 1/2" • 144" • 144 1/2" • 145" • 145 1/2" • 146" • 146 1/2" • 147" • 147 1/2" • 148" • 148 1/2" • 149" • 149 1/2" • 150" • 150 1/2" • 151" • 151 1/2" • 152" • 152 1/2" • 153" • 153 1/2" • 154" • 154 1/2" • 155" • 155 1/2" • 156" • 156 1/2" • 157" • 157 1/2" • 158" • 158 1/2" • 159" • 159 1/2" • 160" • 160 1/2" • 161" • 161 1/2" • 162" • 162 1/2" • 163" • 163 1/2" • 164" • 164 1/2" • 165" • 165 1/2" • 166" • 166 1/2" • 167" • 167 1/2" • 168" • 168 1/2" • 169" • 169 1/2" • 170" • 170 1/2" • 171" • 171 1/2" • 172" • 172 1/2" • 173" • 173 1/2" • 174" • 174 1/2" • 175" • 175 1/2" • 176" • 176 1/2" • 177" • 177 1/2" • 178" • 178 1/2" • 179" • 179 1/2" • 180" • 180 1/2" • 181" • 181 1/2" • 182" • 182 1/2" • 183" • 183 1/2" • 184" • 184 1/2" • 185" • 185 1/2" • 186" • 186 1/2" • 187" • 187 1/2" • 188" • 188 1/2" • 189" • 189 1/2" • 190" • 190 1/2" • 191" • 191 1/2" • 192" • 192 1/2" • 193" • 193 1/2" • 194" • 194 1/2" • 195" • 195 1/2" • 196" • 196 1/2" • 197" • 197 1/2" • 198" • 198 1/2" • 199" • 199 1/2" • 200" • 200 1/2" • 201" • 201 1/2" • 202" • 202 1/2" • 203" • 203 1/2" • 204" • 204 1/2" • 205" • 205 1/2" • 206" • 206 1/2" • 207" • 207 1/2" • 208" • 208 1/2" • 209" • 209 1/2" • 210" • 210 1/2" • 211" • 211 1/2" • 212" • 212 1/2" • 213" • 213 1/2" • 214" • 214 1/2" • 215" • 215 1/2" • 216" • 216 1/2" • 217" • 217 1/2" • 218" • 218 1/2" • 219" • 219 1/2" • 220" • 220 1/2" • 221" • 221 1/2" • 222" • 222 1/2" • 223" • 223 1/2" • 224" • 224 1/2" • 225" • 225 1/2" • 226" • 226 1/2" • 227" • 227 1/2" • 228" • 228 1/2" • 229" • 229 1/2" • 230" • 230 1/2" • 231" • 231 1/2" • 232" • 232 1/2" • 233" • 233 1/2" • 234" • 234 1/2" • 235" • 235 1/2" • 236" • 236 1/2" • 237" • 237 1/2" • 238" • 238 1/2" • 239" • 239 1/2" • 240" • 240 1/2" • 241" • 241 1/2" • 242" • 242 1/2" • 243" • 243 1/2" • 244" • 244 1/2" • 245" • 245 1/2" • 246" • 246 1/2" • 247" • 247 1/2" • 248" • 248 1/2" • 249" • 249 1/2" • 250" • 250 1/2" • 251" • 251 1/2" • 252" • 252 1/2" • 253" • 253 1/2" • 254" • 254 1/2" • 255" • 255 1/2" • 256" • 256 1/2" • 257" • 257 1/2" • 258" • 258 1/2" • 259" • 259 1/2" • 260" • 260 1/2" • 261" • 261 1/2" • 262" • 262 1/2" • 263" • 263 1/2" • 264" • 264 1/2" • 265" • 265 1/2" • 266" • 266 1/2" • 267" • 267 1/2" • 268" • 268 1/2" • 269" • 269 1/2" • 270" • 270 1/2" • 271" • 271 1/2" • 272" • 272 1/2" • 273" • 273 1/2" • 274" • 274 1/2" • 275" • 275 1/2" • 276" • 276 1/2" • 277" • 277 1/2" • 278" • 278 1/2" • 279" • 279 1/2" • 280" • 280 1/2" • 281" • 281 1/2" • 282" • 282 1/2" • 283" • 283 1/2" • 284" • 284 1/2" • 285" • 285 1/2" • 286" • 286 1/2" • 287" • 287 1/2" • 288" • 288 1/2" • 289" • 289 1/2" • 290" • 290 1/2" • 291" • 291 1/2" • 292" • 292 1/2" • 293" • 293 1/2" • 294" • 294 1/2" • 295" • 295 1/2" • 296" • 296 1/2" • 297" • 297 1/2" • 298" • 298 1/2" • 299" • 299 1/2" • 300" • 300 1/2" • 301" • 301 1/2" • 302" • 302 1/2" • 303" • 303 1/2" • 304" • 304 1/2" • 305" • 305 1/2" • 306" • 306 1/2" • 307" • 307 1/2" • 308" • 308 1/2" • 309" • 309 1/2" • 310" • 310 1/2" • 311" • 311 1/2" • 312" • 312 1/2" • 313" • 313 1/2" • 314" • 314 1/2" • 315" • 315 1/2" • 316" • 316 1/2" • 317" • 317 1/2" • 318" • 318 1/2" • 319" • 319 1/2" • 320" • 320 1/2" • 321" • 321 1/2" • 322" • 322 1/2" • 323" • 323 1/2" • 324" • 324 1/2" • 325" • 325 1/2" • 326" • 326 1/2" • 327" • 327 1/2" • 328" • 328 1/2" • 329" • 329 1/2" • 330" • 330 1/2" • 331" • 331 1/2" • 332" • 332 1/2" • 333" • 333 1/2" • 334" • 334 1/2" • 335" • 335 1/2" • 336" • 336 1/2" • 337" • 337 1/2" • 338" • 338 1/2" • 339" • 339 1/2" • 340" • 340 1/2" • 341" • 341 1/2" • 342" • 342 1/2" • 343" • 343 1/2" • 344" • 344 1/2" • 345" • 345 1/2" • 346" • 346 1/2" • 347" • 347 1/2" • 348" • 348 1/2" • 349" • 349 1/2" • 350" • 350 1/2" • 351" • 351 1/2" • 352" • 352 1/2" • 353" • 353 1/2" • 354" • 354 1/2" • 355" • 355 1/2" • 356" • 356 1/2" • 357" • 357 1/2" • 358" • 358 1/2" • 359" • 359 1/2" • 360" • 360 1/2" • 361" • 361 1/2" • 362" • 362 1/2" • 363" • 363 1/2" • 364" • 364 1/2" • 365" • 365 1/2" • 366" • 366 1/2" • 367" • 367 1/2" • 368" • 368 1/2" • 369" • 369 1/2" • 370" • 370 1/2" • 371" • 371 1/2" • 372" • 372 1/2" • 373" • 373 1/2" • 374" • 374 1/2" • 375" • 375 1/2" • 376" • 376 1/2" • 377" • 377 1/2" • 378" • 378 1/2" • 379" • 379 1/2" • 380" • 380 1/2" • 381" • 381 1/2" • 382" • 382 1/2" • 383" • 383 1/2" • 384" • 384 1/2" • 385" • 385 1/2" • 386" • 386 1/2" • 387" • 387 1/2" • 388" • 388 1/2" • 389" • 389 1/2" • 390" • 390 1/2" • 391" • 391 1/2" • 392" • 392 1/2" • 393" • 393 1/2" • 394" • 394 1/2" • 395" • 395 1/2" • 396" • 396 1/2" • 397" • 397 1/2" • 398" • 398 1/2" • 399" • 399 1/2" • 400" • 400 1/2" • 401" • 401 1/2" • 402" • 402 1/2" • 403" • 403 1/2" • 404" • 404 1/2" • 405" • 405 1/2" • 406" • 406 1/2" • 407" • 407 1/2" • 408" • 408 1/2" • 409" • 409 1/2" • 410" • 410 1/2" • 411" • 411 1/2" • 412" • 412 1/2" • 413" • 413 1/2" • 414" • 414 1/2" • 415" • 415 1/2" • 416" • 416 1/2" • 417" • 417 1/2" • 418" • 418 1/2" • 419" • 419 1/2" • 420" • 420 1/2" • 421" • 421 1/2" • 422" • 422 1/2" • 423" • 423 1/2" • 424" • 424 1/2" • 425" • 425 1/2" • 426" • 426 1/2" • 427" • 427 1/2" • 428" • 428 1/2" • 429" • 429 1/2" • 430" • 430 1/2" • 431" • 431 1/2" • 432" • 432 1/2" • 433" • 433 1/2" • 434" • 434 1/2" • 435" • 435 1/2" • 436" • 436 1/2" • 437" • 437 1/2" • 438" • 438 1/2" • 439" • 439 1/2" • 440" • 440 1/2" • 441" • 441 1/2" • 442" • 442 1/2" • 443" • 443 1/2" • 444" • 444 1/2" • 445" • 445 1/2" • 446" • 446 1/2" • 447" • 447 1/2" • 448" • 448 1/2" • 449" • 449 1/2" • 450" • 450 1/2" • 451" • 451 1/2" • 452" • 452 1/2" • 453" • 453 1/2" • 454" • 454 1/2" • 455" • 455 1/2" • 456" • 456 1/2" • 457" • 457 1/2" • 458" • 458 1/2" • 459" • 459 1/2" • 460" • 460 1/2" • 461" • 461 1/2" • 462" • 462 1/2" • 463" • 463 1/2" • 464" • 464 1/2" • 465" • 465 1/2" • 466" • 466 1/2" • 467" • 467 1/2" • 468" • 468 1/2" • 469" • 469 1/2" • 470" • 470 1/2" • 471" • 471 1/2"