


JANUARY AND FEBRUARY -- Arm - chair gardening this month. Read the seed catalogs and garden books, and dream a little. Make plans for vegetable garden, flower beds, and landscaping so they'll really be super.

MARCH -- Eager beavers can get a start. Check trees and shrubs. Remove broken branches and those covered with insect cases. Prune, but not those trees and shrubs that bloom early. Spray fruit trees. Get the lawn mower sharpened. Start seeds indoors.

APRIL -- Clean up yard. Buy some liniment, but don't dig until the ground is dry and crumbly when you squeeze a handful. Seed lawns. Plant trees, shrubs, roses. Plant seeds of radishes, lettuce, peas, beets, spinach, chard, onions. Remember to "sow dry and set wet."

MAY -- This is really IT. Sow and mow. Start a compost pile. Plant ever-



greens, perennials. Late in the month sow seeds of tender vegetables and flowers and at month end set out little plants. Begin rose - care program.

JUNE -- Enjoy the roses and spring perennials. Keep a watch for bugs and diseases. Enjoy the first crop of vegetables and replant the rows after harvesting the first crop. Keep lawn mowed and beds edged.

JULY -- Relax in the hammock, and keep work to a minimum. Do chores when the beds are shaded. Plant seeds of perennials. Replant iris and oriental poppies if they are crowded. Plant some vegetables for a late crop. Dry flowers for a lasting winter bouquet.

AUGUST -- Keep cool and continue relaxing, but don't let the weeds get the best of the garden. Keep it cultivated and tidy. Water if there is prolonged dry weather. Harvest those luscious tomatoes and beans and squash. Start a new lawn (if you need one).


SEPTEMBER -- Fall planting time begins. Plant evergreens, perennials, small bulbs.

OCTOBER -- Plant tulips, daffodils, trees, shrubs. Clean up garden beds. Turn over soil in vegetable garden and leave in rough clumps. Buy some mum plants for instant color.




NOVEMBER -- Put the garden to bed for the winter. Clean tools and put them away. Put a winter mulch on flower beds after the ground has frozen. Give evergreens a good soaking before putting the hose away.

DECEMBER -- How about some indoor gardening? House plants can be fun and challenging, too. Prune evergreens to get a supply of Christmas greens.




Gardener's Calendar: What To Do And The Right Time To Do It



We specialize in

- ✓ Gunitite Pools
- ✓ Complete Landscaping
- ✓ Cabanas
- ✓ Pool Enclosures
- ✓ Water Falls
- ✓ Fences
- ✓ Customized Maintenance
- ✓ Programs
- ✓ Spraying & Weed Control



FARMINGTON TWP, MICH. 48024
(AREA CODE 313) 851-2226

Outdoor Living Concepts Professionally Designed **Custom Swimming Pools**

DAN J. WOOD Associates Incorporated

Licensed General Contractor

