Stripes! Even Roofs Can Have Them Now

If you think a roof is a roof is a roof, you're mistaken. It can be—and often is—much more than just a way to keep the weather out. Sometimes it is the major feature of a building's design.

A good example of how whimsy and practicality can be combined to make the roof the principal visual design factor may be found in a Florida retirement village that features roofs of different shapes and colors—including stripes.

Wesley Manor, a community located outside Jacksonville, won an FHA design award for its associated architects. Robert C. Broward and Robert A. Warner.

Because there are no steps in the entire development, the architects decided upon a special roof treatment to convey a "village" atmosphere.

The result is a series of gabled and undulating roofs clad in multi-colored heavyweight asphalt shingles.

The unique application of color and horizonal stripes in the roofs eliminates all semblance of an institutional atmosphere at Wesley Manor.

The architects, rather than rely on the pure basic colors, worked out a series of horizontal stripes using asphalt shingles in the same color family, such as red with russet, dark green with light green, dark blue with light blue, dark gray with light gray, and brown with beige, to be used in alternative courses.

To be sure the finished roofs would have the desired effect, the architects made a mockup containing all the roofing colors. A color code was created, and the colors were "keyed in" to each roof. The buildings, although basically similar in design, do not look alike and are easily distinguished by the different roof colors.

Wesley Manor, located on a 42-acre wooded riverside tract, contains air-conditioned apartments for 296 elderly occupants in 11 one-story residential buildings. Facilities for a completely self-contained retirement community are located on the premises.

DISPLAYING AWARDS he has won for his skill as an orchid grower is Kermit Smith, of 680 S. Harvey, Plymouth. Orchid growing has been his hobby for 10 years and Smith recently won first prize for the large bloom, first for best specimen in show and best of show in the Mid-American Orchid Show. The original plant for the best in show came from Brazil and grew for five years, during which it bloomed only twice. Smith also received an award of merit from the American Orchid Society for his efforts and recently named the flower Variety Mary Jane after his wife.

Dutch Elm Disease Is Threat Yet

Sanitation is a "must" in the control of the Dutch elm disease, according to a Michigan Department of Agriculture official.

"This is the one tool that has everyone's approval, and we must use it to the fullest extent if a successful control program is to be achieved," said Dean F. Lovitt, assistant chief of MDA's Plant Industry Division.

But in emphasizing the need for sanitation, he also charged that this practice is not being conducted as diligently in many areas as it once was.

Lovitt said one of the reasons for the lack of attention to sanitation is because the size of the job has grown considerably; more diseased and dead trees take longer to remove.

"The capacity of the Plant Industry Division to enforce removals on private property was badly hurt by austerity," he reminded, "and we have not yet recovered.

"Along with the decline in enforcement activity, there has been a decline in leadership, which we in Plant Industry like to think has played no small part in whatever success the program has achieved."

A decline in enthusiasm for the program, brought on partly by the failure to come up with new control techniques; such problems as the diseased and dead tree situation outside control areas, and the lack of financing to keep pace with the problem in some communities are other contributing factors, Lovitt said.

If controls are to be effective against the disease, he concluded, sanitation must be combined with spraying and other measures in all affected communities and as part of a continual program.

Ways for a Prettier Lawn

STEP 1 . . . IN THE FALL

Rake all the dead grass from your lawn. All leaves should be removed. Leaves mat down under the snow and smother the grass in the early spring. Rake the soil vigorously with an iron rake.

STEP 2

Mow as closely as possible. On this first mowing, use a grass catcher. Your lawn should be clean before seeding.

STEP 3

Spike and aerate areas which have become compacted and which do not take water readily to a depth of 4 to 6 inches. Turn over lane spots to the same depth before seeding.

STEP 4

Seed and fertilize at the same time. Use a lawn-spreader for both operations. Ordinarily one pound of seed will cover 200 to 300 square feet. Ten pounds of lawnfood will cover 1,000 square feet.

STEP 5

Water just as you would a new lawn. Don't be misled by the growth made by the old grasses. Remember, you want some NEW grass. Water frequently and keep the seedbed continually moist until all seedlings are well-rooted.

STEP 6 . . . CUTTING

Wait until your new grass is about 3 inches high before mowing the first time. Let the clippings remain where they fall. This allows new seedlings to develop good strong roots and lessens evaporation from the soil.

Home Owners Want Beautiful Property

Practically every home owner wants a beautiful home property he can be proud of; and, at the same time, be suitable for outdoor living to be enjoyed by the whole family in peace and contentment.

How you go about making your property beautiful indicates whether or not success will be achieved.

A sound approach to beautifying the property, involves four steps.

● A plan. Before you actually set about getting a landscape plan, it is wise to notice other properties you admire either close-up, such as a neighbor, or at a distance by walking through the better-landscaped areas of your community.

Since the plan will not be costly, it always is less expensive in the long run to get the best you can.

As a general rule the better nurserymen, turn out excellent plans, or else they will direct you to a landscape architect who will do so.

Many landscape nurserymen have professional landscape architects on their staffs.

● Have a good idea of what you want your plan to accomplish.

It may be beautiful transition from indoor to outdoor living, with lovely views from indoors outward to the borders of your property.

This is contrary to the conception of some home owners who wish the property to be beautified from the street to the house.

You may wish both, the important thing being to have a conception of what you wish to achieve, instead of merely setting out plants here and there.

Some home owners can do the latter of course and have a perfectly beautiful final result, but it is fairly rare.

You want plantings that will allow you to enjoy the property to the fullest.

● You want all-year beauty, plus lovely flowers in season.

Contrary to general opinion, properties can be made warmer as well as beautiful in severe winter months depending on what and where, plantings are made.

● Strive for functional uses to give you the most out of your property outdoors.

Plants can provide delicious flowers, fruits, berries, outdoor living areas, privacy, windbreaks, shade and other delicacies and comforts.

Your nurseryman can advise what may be best for your particular site and climate.

Overall, you want beautiful surrounding and pleasant outdoor living for your family.

Melting System Removes Snow

Automatic snow melting for walks and driveways is fast growing into a much sought-after item for many home owners with hydronic (hot water or steam) heating systems.

Piping or tubing is buried below the surface and connected to the same system that heats the house.

A small pump circulates a mixture of anti-freeze and water through the snow melting system.

Checkerboard Decks Are Easy to Build

Like the look of a checkerboard deck?

They're easy to build. Individual, 3-foot squares can be put together in the basement then installed later on a frame or directly on ground, over a sand and gravel base.

No Frost Means A Way of Life For Homemakers

Ask a housewife if she would care to give up her frostless refrigerator-freezer, and the thought probably would give her the shivers.

No-frost refrigeration is the most important recent development in household refrigerator-freezers, judging by sales. Two out of five units sold are frostless.

More to the point for the woman who owns one, however, is the fact that a no-frost refrigerator-freezer means a new way of life for her.

Frost is created by the intrusion of warm air and by fluctuating temperatures inside refrigerator and freezer sections. Frost itself is a form of insulation which hinders efficiency and takes up space.

Eliminating frost in refrigerator-freezers means:

1. An end forever to messy defrosting.
2. An end to prying apart frozen food packages stuck together by frost.
3. Easier reading of frozen food labels.
4. Better ice storage, because ice will not melt or stick together and cubes can be stored in containers.
5. More usable space in the freezer.

Decorate Post Top With Trailing Vine

You may securely and easily decorate the tops of cedar or redwood fence posts with pots of flowering plants or trailing vines.

Treat the post tops with waterproof paint or tack on a double-fold of aluminum foil.

Drive a five-inch nail into the center of the post, place the pot drainage hole over the nailhead and flatten the nail inside the pot before filling the container with earth and plants.

Want ads get quick results!

DO IT YOURSELF

Redi-Mix CEMENT or MORTAR 95-lb. bag $1.10

4x4x8 CEDAR POST $2.49

1x6 Redi Wood FENCE BOARD 12¢ Lin. Ft. Random lengths,

Versa Rail for 4'x8' Porch RAILINGS & NEWEL POST $31.90

Clear White Pine SHUTTERS by Cannon-Craft 24x16 opening as low as $4.39

GA 1-1170

Livonia Building Materials Co.
12770 Farmington Rd. (bet. Plymouth and Schoolcraft)
Hours: 8-5 Mon. thru Friday 8-12 Saturday

STORAGE TIME IS HERE!
We will pick up your mower, winterize, store it and deliver it to you in the Spring, ready to go.

CALL NOW & SAVE 15% OFF ON all labor for work done during winter. Sharpening, tune up, overhauling etc. We service all makes and models.

Perfect Mower Service
533-4596 537-8792
MOBILE UNIT
We will be closed November 10 - April 15.

WANT APPLIANCE REPAIR IN A HURRY? CALL
425-8680
REFRIGERATORS LAMPS AIR CONDITIONERS
FREEZERS FANS DEHUMIDIFIERS
all makes • all models
*EXPERT SERVICE *FACTORY REPLACEMENT PARTS
*LABOR GUARANTEED *24 HOUR SERVICE
CAREY APPLIANCE COMPANY

Why I Have Specialized In Shade Trees

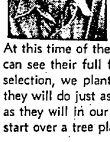

Folks, I feel that the right selection of a shade tree is perhaps the most serious decision that a home owner is faced with, in landscape planning.

Why . . . Fall Planting

At this time of the year they are in full leaf . . . you can see their full form and beauty. You "tag" your selection, we plant at the proper time. Remember they will do just as well in your yard over the winter as they will in our Nursery . . . and they get a head start over a tree planted next spring.

Big Tree Buy MORAINE LOCUST—Planted $169.95
Big Tree Buy MOUNTAIN ASH (Loaded with berries) $89.95
Big Tree Buy SUNBURST LOCUST—Planted $99.95
Special Buy! WHITE BIRCH CLUMPS—In basket $9.95
Ready to Plant! CRIMSON KING MAPLE $149.95
Ready to Plant! NORWAY MAPLES—Planted $49.95

EVERGREENS

A nice variety of Evergreens in your landscape plan will add beauty and distinction to your home and surroundings. We feel that the quiet beauty of an evergreen garden is the ultimate triumph. Therefore we have always offered our clients an extremely wide choice of varieties to select from. All of the hardy and proven varieties for use in our neighborhood are here for your inspection. We urge you to select yours soon while a wide choice is yours to see!

Yews • Juniper • Arborvitae • Scotch Pine • Andorra • Pfitzers • Mugo Pines • Blue Spreaders

AMERICAN HOLLY (Male and Female plants)

Holly is beautiful the year around, but in winter when other evergreens become drab and brown, it is the one plant in your garden that stands out. We have a nice selection of both male and female plants. Priced at $6.95.

• OPEN SUNDAYS •
Harold Thomas Nursery
14925 Middlebelt between Five Mile and Schoolcraft GA 1-2888

GARAGES
WE GUARANTEE TO SAVE YOU MONEY

"GET TWO BIDS and then CALL US"

BRICK—BLOCK—FRAME—ALUMINUM—ATTACHED GARAGES
Every Job Carries Our Five-Year SIKIE Quality Warranty
TWO ALUM. WINDOWS WITH ORDER NO CHARGE
WE BUILD IN ALL SUBURBS
FREE ESTIMATES — NO PAYMENT TILL 1966
ALL TYPES OF MODERNIZATION
Northwest KE 8-1220
West PA 8-2050
MAIN OFFICE 9210 Telegraph Directly across from Korvette store Drop in and see our models
DIXIE
LI 1-4476 North Pontiac
OR 4-0371 8744 Highland (M-59)
After 7 P.M. call KE 5-9633
No money down—Up to 7 years to pay—FHA terms

A NEW KITCHEN IN 3 DAYS

11 KITCHENS ON DISPLAY
19 Models to Choose From
★ FACTORY TO YOU PRICES
★ CUSTOM MADE FOR YOU
★ ABSOLUTE SATISFACTION GUARANTEED ON ALL WORK
NO SALES COMMISSION TO PAY! YOU SAVE 10%, YOU DEAL DIRECT WHEN YOU DEAL WITH ROBERT L. COLLINS, BLDR.
FREE During this sale, Roper built-in oven, to or a 30" free standing Roper range
Showroom Open Daily 9 to 6—Sat., Sun. 11 to 5
the KITCHEN MASTER
27338 PLYMOUTH—AT INKSTER
KE 2-3717
GET MY BID NOW—SAVE—SAVE—SAVE!

SWEENEY'S
Plastic 4¼x4¼ WALL TILE 2 FOR 1¢ With Comp. Pur.
ASPHALT B-C-D CORK COLORS TILE $4.50 Case 9x9x⅛ Case of 80 Fresh UP
VINYL INLAID LINOLEUM Choice of Colors $1.49 Yd. up
FLOOR & WALL CERAMIC MOSAIC TILE From 1"x1" Glazed or Unglazed 39¢ Ft.
VINYL ASBESTOS FLOOR TILE From 7¢ ea
• Full 9"x9" . . . Greaseproof • Full Case of 80 • Also Large Selection of 12"x12"
COMPLETE INSTALLATION SERVICE!! FREE Floor and Wall Estimates • EASY CREDIT PLAN 278-9080
COUPON
SWEENEY'S
Discount Tile 'N Paint Dept.
OPEN SUNDAY 10-5
27207 PLYMOUTH RD. 1 Block East of Inkster
Above Prices With This Ad Only

MARTIN BUILDING & MODERNIZATION
• FAMILY ROOMS
• RECREATION ROOMS
Local Contractor Call ANYTIME!

We have many satisfied local customers we'll be glad to give as references!
GA 1-5435
9222 Woodring, Livonia

PAUL'S "FABULOUS" TILE SALE

ASPHALT TILE 9"x9" Lighter Colors Ctn. 80 Pcs $3.99
ASPHALT TILE 9"x9" 8 Colors Ctn. 80 Pcs $2.99
Vinyl Asbestos Ctn. 80 Pcs. $4.99
CEILING TILE (Irr.) 12"x12" T&G 6½¢ ea.
Ceramic TILE 38¢ Sq. Ft. Floors or Walls
PLASTIC WALL TILE 4¼"x4¼" 1¢
WE INSTALL — FREE ESTIMATES (Absolutely No Obligation)
A KENTILE PRODUCTS DEALER
PAUL'S TILE CO.
27478 PLYMOUTH RD. AT INKSTER GA 5-0225
OPEN 9 A.M. TO 8 P.M.

NOW'S THE TIME TO ENJOY A FIREPLACE from TOWN 'N' COUNTRY!"

Now You Can Have A REAL FIREPLACE
Firecone BY HEARTH CRAFT
Only at Town & Country Hardware 99.50 Model FC30
See Our Many Other Models
Easy to Install. Easy to remove and replace. Includes cast iron grate and built-in cast iron damper.

AREA'S FINEST DISPLAY OF FIREPLACE EQUIPMENT
IS AT TOWN & COUNTRY HARDWARE
• Custom Screens
• Fireplace Tools
• Many Different Styles

From 19.88
Custom Made Screens Up to 40", Black or Brass
36 Special Finishes to Choose From, 24-Hour Service
Custom Made GLASS SCREENS, Place Your Order Now!

CUSTOM "FLAME LOGS"
A Fireplace Fixture

Most Natural GAS LOG . . .
See Them In Operation At Town & Country Hardware
Priced From $44.95



Make Your 'DREAM SHOP' COME TRUE WITH THIS
DeWALT DELUXE POWER SHOP
$199.95
See it at Town & Country Hardware

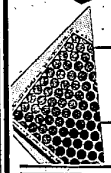

All Popular 1" Size (Except 20" and 25")
FURNACE FILTERS
29¢ Limit 2
All Popular Makes of Slot Cars and Race Sets at Discount Prices

COUPON
FREE CASE of PRESTO LOGS
with each screen order or fireplace ensemble 2.50 value

Pres-to-logs EXTRA BONUS
CLEAN, LONG-BURNING FIRE LOGS
for Thurs., Fri. & Sat. FREE Handy Fireplace Starter with each screen order

TOWN 'N' COUNTRY HARDWARE
27740 Ford Rd., Garden City, 3½ Blks. W. of Inkster
GA 2-2750
Closed Sunday — Open Mon., Fri., Sat. 9-9; Tues., Wed., Thurs. 9-8
You Spend Sunday With Your Family and We'll Spend It With Ours