

Pop Corn Gang Will Love This

For the gang that likes to pop corn, plan a pop-art party where everyone tries his hand at pop art with a candied popcorn mixture.

Greet the guests with a table-top snowman made with popcorn and to keep them from eating up all the art supplies, bring out a popcorn cake, complete with tiers and candles and a tiny angel adorning the top.

HOW TO POP CORN
Heat 1/4 cup oil in large (4-quart) heavy skillet or kettle over medium heat about 3 minutes. Add 1/2 cup popcorn, cover, leaving small air space at edge of cover. Shake frequently over medium heat until popping stops. Salt to taste. Makes 2 quarts. Do not double recipe.

POPCORN SNOWMAN
2 1/2 cups light corn syrup
4 1/2 cups sugar
12 1/2 quarts white popped corn
1 (3 1/2-inch) and 4 (4-inch) Jowel sticks

To prepare base: Combine 1 1/2 cups of the corn syrup and 1 1/2 cups of the sugar in heavy saucepan. Cook over medium heat, stirring constantly, until mixture comes to a full boil and sugar is dissolved. Measure 4 1/2-quarts of the popped corn into large kettle. Place over medium heat and, stirring constantly, gradually pour syrup mixture over popped corn, stirring until all is completely and evenly coated. Cook 3 to 5 minutes. Remove from heat and press mixture into greased 2 1/2-quart mixing bowl with spoon. Let set about 20 minutes. Unmold and leave flat side down. Insert 12 1/2-inch Jowel stick through center.

To prepare middle: Follow method for preparing base mixture, using 1 1/2 cups of the corn syrup, 1 1/2 cups of the sugar and 4 quarts of the popped corn. Press mixture evenly into 2 greased 1-quart mixing bowls. Let set about 20 minutes. Unmold one bowl and through flat side up through Jowel stick on base, dimold second bowl place flat side down through Jowel stick, forming a ball.

To prepare head and arms: Follow method for preparing base mixture, using 1 1/2 cups of the corn syrup, 1 1/2 cups of the sugar and 4 quarts of the popped corn. Let mixture thicken until cool enough to handle, then shape about half the mixture into a ball for head, using greased hands. Place through Jowel stick on top of middle section. Shape half the remaining mixture into a curved arm to nestle at the waist (center of the middle ball). Insert one (4-inch) Jowel stick partially into back of arm, along inner curve, near end. Repeat with a second (4-inch) stick near front end. To attach to snowman, insert first stick into side of middle ball, curve arm toward front of snowman and insert second stick to keep arm close to body. Repeat procedure for second arm. Decorate snowman as desired. If mixture cools and does not stick together, place over low heat a few minutes.

POPCORN CAKE
2 cup light corn syrup
2 cups sugar
2 cup water
20 regular size marshmallows
5 teaspoons almond extract
7 cups popped corn

Combine corn syrup, sugar and water in saucepan. Cook over medium heat, stirring constantly, until mixture boils. Cook without stirring to 238 degrees F, or until a small amount of mixture forms a soft ball when dropped into very cold water. Remove from heat. Quickly add marshmallows and almond extract, stirring until marshmallows melt and blend with syrup. Pour syrup over popcorn and toss until all popcorn is well coated. Press mixture into one greased 9-inch and one greased 8-inch layer cake pan, and into one greased coffee can, filling one can half full. Any remaining mixture may be pressed into small custard cup. Let stand until cool and firm, then unmold. Stack layers and decorate as desired, using candies, ribbon, candles and tree ornaments. To cut the cake, remove the ornaments, lift off one layer at a time and cut into slices.

Booklet Tells Benefits Of Home Humidifier

A new 12-page booklet, "What You Can Tell Your Husband About Humidifiers," describing the benefits of proper humidification is available through The West Bend Company.

The humidifier booklet is available by writing The West Bend Company, Dept. FTR, West Bend, Wisconsin 53090.

Sale ends Saturday 9 P.M.



WHY BE CAUGHT WITH A CAR THAT WON'T START!

GET RENEWED START POWER WITH A RIVERSIDE® BATTERY



42-MONTH
SUPER O.E.
BATTERY

\$16 ^{12V} exchange

Reg. exch. price \$22

Super O.E. exceeds original equipment for starting power and reserve capacity. Gives your car quick and dependable starts.

50-MONTH
X-H-D
BATTERY

\$21 ^{12V} exchange

Reg. exch. price \$26

More rugged power than most heavy-duty brands. Power-line construction for fast starts. Gives continuous, trouble-free service.

LIFETIME
BATTERY

One battery for the life of your car

\$27 ^{12V} exchange

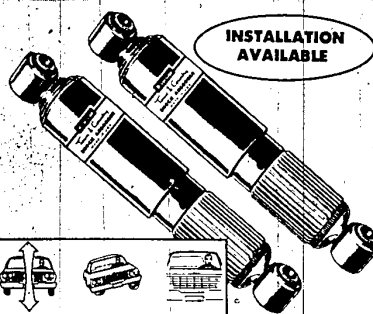
Reg. exch. price \$31

So superior in quality and dependability that it has the highest energy rating, based on starting power, life, and reserve power.

USE
WARDS
CHARG-ALL
CREDIT
PLAN

INSTALLED FREE

Town and Country Shocks



INSTALLATION
AVAILABLE

Holds tires
to the road

544
each
in pair

REG. 12.99 PAIR

- Piston, rod hardened, for strength
- Oversize piston, more capacity

Gives a more stable and comfortable ride on any road.

Lifetime
shocks


988
Ea. in Pair

1288
Ea. in Pair

Riverside Lifetime Muffler

DOUBLE-LIFE
MUFFLER
GUARANTEE

For as long as you own the car on which your Riverside Double-Life muffler was originally installed, and provided it remains on that car, if the muffler fails for any reason return it to any Wards branch and we will replace it free. If Wards originally installed the muffler, we will install the replacement free. This guarantee does not apply to mufflers installed on commercial vehicles or to mufflers damaged in an auto accident.



INSTALLATION
AVAILABLE

Buy one muffler for
the life of your car

688
REG. 8.99

'60-'63 Falcon

- Teflon® piston ring gives control
- Duran seal prevents leakage
- "O" ring seals pressure, assures long life

Reg. 12.99-'64-'66 Chevy
and 1960-'63 Ford \$8.88

SUPREME
BRAKE SHOE
GUARANTEE

For as long as you own the car on which your Riverside Supreme brake shoes were originally installed, and provided they remain on that car, if a brake shoe fails for any reason return it to any Wards branch and we will replace it free or install a new one charging only normal installation. This guarantee does not apply to brake shoes installed on commercial vehicles or to brake shoes damaged in an auto accident.




Complete Brake Job Using Lifetime Guaranteed Shoes

Supreme brakes are custom engineered with and oil based asbestos metallic lining for fast heat dissipation. Includes: rebuilding wheel cylinders, turning drums, repacking front wheels.

*Cars with self adjusting brakes \$3 more

4488*
REG. 37.99



Reg. 7.99 6-amp
battery charger
6 and 12 volt,
6 amp taper to
3 amp.




Reg. 69c windshield
spray de-icer
Positive action
to -20° Won't
smear.



Reg. 3.49 aluminum
battery start cables
4 gauge, 12 ft.
rubber coated
cable, 12 volt.



Reg. 29c Riverside®
gas line anti-freeze
Stops icing in 6/51
carburetor, gas
tank, fuel line, 12-oz. can



Installation
Available

Guaranteed 12 Mo.
or 12,000 Miles

Riverside® Remanufactured Engines

OVER 700 MODELS AVAILABLE

Don't repair—replace! Install a remanufactured engine. Each Riverside® engine tested to meet rigid requirements.

15% OFF
Our Reg. Low Price

ALLEN PARK 14670 Southfield Rd., 384-9440

DEARBORN MICHIGAN at SCHAEFER 584-0500

DETROIT GRAND RIVER AT GREENFIELD 825-4200

DETROIT GRATIOT NEAR 7 MILE RD. 371-1100

FARMINGTON DOWNTOWN SHOPPING CENTER 474-4350

LIVONIA PLYMOUTH AT MIDDLEBELT 427-1600

MT. CLEMENS 15 MILE AT GRATIOT 791-2000

PONTIAC MALL TELEGRAPH AT ELIZABETH LAKE RD. 482-4940

SOUTHGATE TRENTON AT EUREKA RD. 285-4400

SOUTHFIELD TELEGRAPH AT 12 MILE RD. 358-1244

WARREN 12 MILE AT DEQUINDE 755-7500