

Easter Bunny Cakes

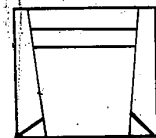
Here's How To Give Pastry A Special Touch For Kids

By JOYCE TOTTER


Children are usually more than willing to help you prepare something in the kitchen. With Easter approaching this would be a good time to have some fun and make an Easter Bunny cake.

You can use a cake mix of your choice or make your favorite cake from scratch. You need to bake an 8-inch round and an 8-inch square cake.

Cut the square cake as shown here.



Now put the pieces together on a tray, like this. You could also use a large piece of heavy cardboard and cover with foil as this cake is large when completed.




Cover with fluffy, yellow-tinted frosting. Then top with plenty flaked coconut.

Use mints and gumdrops for eyes, a candy for a wiggly nose, candy-coated gum for smelly front teeth and marshmallows for a tall and paws. Licorice is used for the eye lashes and marking the paws.

If you want to make one that is easier, and you're creative here is one to try.

Bake one 8-inch round cake. Cut the cake in half. Set the two halves side by side on a plate with both cut sides down. Then cut a notch out of the side to distinguish between body and the head. Insert the notch that you just cut on the opposite end for the tail.



Last Monarch

Last reigning monarch of the Hawaiian Islands was Queen Liliuokalani. She composed many island songs, the most noted being "Aloha Oe," which symbolizes Hawaii to people of all nations.

**READ
3 to 10
Times
Faster**

with
Comprehension
For Information Call
962-7056
(Evelyn Wood
READING DYNAMICS)

Cover with fluffy, white frosting. Coat with coconut. Then some coconut green to place around the bunny and place miniature jelly beans in the whiskers.

coconut. Ears may be cut from construction paper. Use candy for the eyes, licorice for the whiskers.

Use Caution In Dry Cleaning

When clothes smell of dry-cleaning fluid after coming from a coin-op establishment, it's a good idea to air the garments thoroughly before wearing or storing. Hang them outdoors or in a well-ventilated room. Do not use plastic hangers.

Sometimes enough solvent is left in heavy fabrics or shoulder pads to soften the plastic although the fabric doesn't feel damp. The hanger will stick to the fabric and will be hard to remove without damaging the garment.

Meat Relish Adds Zing!



A popular meat accompaniment in Hawaii is Hot Pineapple Jelly. Made with dried chili peppers, the Mainland version has a hint of tart-sweet and lots of that bite that makes it excellent with beef, lamb or roast fowl. This is jelly making time, so include a few glasses of this specialty while you have the cookers, marinade and sterilizers in operation. Then use them as hosts gifts at holiday time.

Hot Pineapple Jelly
2 1/2 cups Hawaiian Pineapple Juice (No. 2 or 1 pt., 2 oz. can)
3/4 cup cider vinegar
3 1/2 cups sugar
1 teaspoon crushed or chopped chilies (dried small hot whole red peppers)
1 bottle liquid fruit pectin
Combine and mix pineapple juice, vinegar, sugar and chilies in a large saucepan. Place over high heat and bring to a boil, stirring constantly. At once stir in liquid fruit pectin; then bring to a full rolling boil and boil hard for 1 minute, stirring constantly. Remove from heat and carefully skim off foam with metal spoon. The pieces of chili shall tend to float to the top; leave as many in the jelly as possible for color. Pour quickly into sterilized glasses. Cover jelly at once with 1/2 inch hot paraffin. NOTE: Wash hot substance from hands after chopping chilies.

WE JOINED THE PLOT AND WE'RE GLAD!



Mr. and Mrs. Albert C. Beagle and family, 19458 Ingram, Livonia


With a family of 7 we found it increasingly difficult to feed our family the quality and variety of food we all enjoy. With food prices continually increasing our food budget was getting out of hand.

because now we enjoy a wonderful variety of health giving, mouth watering food and we're saving money too!

We were pleasantly surprised when we found out we could enjoy the benefits of the Trial Food Offer without purchasing a freezer.

When we heard about Better Homes Food Plan to bury high food prices we became very interested. After finding out all the facts we decided to take advantage of the Trial Food Offer. We are very happy we did

We wholeheartedly recommend this wonderful New Food Purchase Program for all families.



JOIN THE PLOT TO BURY HIGH FOOD PRICES

INTRODUCTORY TRIAL FOOD OFFER!



**SAVE
UP TO
30% OFF
ON MANY
FOOD ITEMS**

NAME BRAND
COFFEE
NAME BRAND
OLEO
SUGAR
CAMPBELL'S
SOUP

lb. 49¢
lb. 8¢
lb. 5¢
A Can 8¢

HEINZ
CATSUP 14-oz. Bottle 16¢
CAMPBELL'S
PORK & BEANS 15-oz. Can 10¢
LOW SODS
LAUNDRY DETERGENT 50 Lbs. \$7.50
LIQUID
DETERGENT In Gallon Qt. 39¢

BURY HIGH FOOD PRICES
SHOP WITH...

**BETTER HOMES
FOOD**

Phone: 356-1111
Call Now!

CALL 356-1111

- THESE ITEMS AVAILABLE WITH TRIAL OFFER
- QUANTITIES ARE LIMITED
- CALL NOW FOR FREE INFORMATION
- OPERATORS ON DUTY

Presents ...

PARTY-TIME DINING AND GAME SETS

Excitingly beautiful in design and so practical. These and many others to choose from, at HALLMARK.

TABLE AND FOUR CHAIRS, with cushions of Black Vinyl. Table has No-Mor Top...\$189.

Hallmark Staff of Interior Decorators & Designers Will Assist and Advise You.

Livonia
Open Monday, Thursday, Friday, Saturday 9:30-5:30
Tuesday, Wednesday 12:30-5:30

Bloomfield Hills
Open Monday, Thursday, Friday 9:30-5:30
Tuesday, Saturday 12:30-5:30

GLASS TOP TABLE, FOUR BARREL CHAIRS, just one of many exciting designs for Spring at Hallmark...\$949.

Terms of Course

HALLMARK
fine furniture

LIVONIA
28795 Plymouth Road
KE 5-9242 • 427-8600

BLOOMFIELD HILLS
2540 N. Woodward at Square Lake Rd.
427-8600 • 353-9644 • 338-7149