



# FALL LOW PRICE.. "KICK-OFF"



## TWO-SPEED AUTOMATIC WASHER

- Filter-Flow washing system
- Porcelain top, lid and tub
- Two wash cycles
- Family size capacity with famous G.E. activator

**\$168**



## 2-SPEED WASHER with MINI-BASKET

- 5 water temperature selections
- 1/2-H.P. motor
- Filter-Flow washing system
- Variable water levels
- 4 Cycle including Perma Press

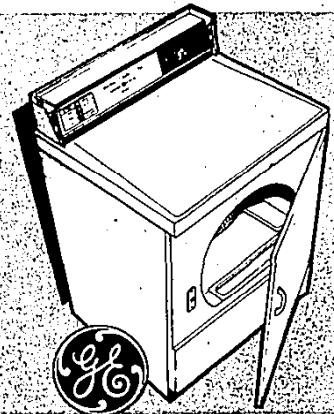
**\$209**



## 2 CYCLE 18-LB. LOAD AUTOMATIC WASHER

- "Filter-Flow" wash system
- Porcelain top, lid and tub
- Two-cycle selection

**\$189<sup>95</sup>**



## GENERAL ELECTRIC DRYER with Perma Press

- 3 automatic cycles
- All-porcelain top and drum
- Convenient lint trap
- Permanent press cycle with cooldown

**\$159<sup>95</sup>**



## GENERAL ELECTRIC 13.5 Cu. Ft. TWO DOOR REFRIGERATOR

- Only 30 1/2 inches of width
- Freezer holds up to 131 lbs.
- Includes 2 "ice 'n' easy" trays
- Removable bin that holds up to 18 eggs
- Door storage in both refrigerator and freezer sections
- Twin vegetable bins

**\$228**



## GENERAL ELECTRIC 18 CU. FT. TWO DOOR REFRIGERATOR

- FROST FREE
- Jet-freeze ice compartment
- No-frost refrigerator freezer
- Twin vegetable bins
- Extra deep door shelf
- Rolls out on wheels

REFRIGERATOR PRICES START AT  
**\$289<sup>95</sup>**



## GENERAL ELECTRIC 20.8 Cu. Ft. NO-FROST REFRIGERATOR

- Cantilever adjustable shelves
- 234 lb. capacity freezer
- Spacious fresh food section
- Defrosts automatically
- Fresh meats compartment
- Slide-out twin crispers

REFRIGERATOR PRICES START AT  
**\$319<sup>95</sup>**



## GENERAL ELECTRIC SIDE-BY-SIDE REFRIGERATOR FREEZER

- 17.5 cu. ft. no-frost refrigerator freezer
- Slide-out 7-day meat keeper
- Four deep door shelves
- Removable shelves in fresh food section
- Freezer holds up to 207 lbs.
- Slide-out vegetable pan

Prices start at...  
**\$389<sup>95</sup>**

**CHECK THESE SUPER BARGAINS—SOME NEW IN CRATES—ALL FULLY GUARANTEED (Joy Rd. Only)**

Stock No. 107  
GE 20 cu. ft. SIDE-BY-SIDE

No frost, rolls out on wheels only 30 1/2" wide

Model TFF-20DM

**\$369**

Stock No. 101  
GE CONVERTIBLE DISHWASHER

2-Speed, 6 cycle, 4 level wash, wood top

Model SC-854

**\$188**

Stock No. 102  
GE TOP LOAD DISHWASHER

3 level wash, top rack lifts for easy loading

Model SM-301

**\$129<sup>88</sup>**

Stock No. 106  
GE 30" DOUBLE OVEN RANGE

Self-cleaning, automatic clock, window in door, push-button control

Model J-795

**\$399**

**BERRY'S GIVES FULL WARRANTY ON ALL YOUR PURCHASES**