



Getting Started on an **Android Device**

Free with your Farmington Community Library Card

1

Download the RBdigital app







- Open the Google Play app store 
- Tap on the search bar 
- Search for **RBdigital**
- Tap on the RBdigital icon 
- Tap **Install** 
- Tap **Accept** 
- The app will begin downloading. Once it has downloaded, tap **open** 

Figure A

Note: the new RBDigital app replaces the **Zinio** and **Zinio for Libraries** apps



All Zinio apps will no longer work with the Farmington Community Library after **September 8, 2017**

2

Create your new TLN RBdigital account

- Open any web browser and visit <http://farmlib.org/rbdigital>
- Click **Create New Account** in the upper right corner
- Enter your FCL Library Card Number
- Enter your information (Figure B) and click **Create Account**
- Choose **Farmington Community Library** as your Library/Residence

Figure B

Create New Account

Already have an account? [Login](#)

First Name:

Last Name:

Email:

Password:

Confirm Password:

[Create Account](#)

By creating an account, I agree to the site's [Terms of Use](#)

3

Checkout and access magazines on a tablet or mobile device through the RBdigital app






- Open the **RBdigital** app
- Enter your email address and tap next  (See Figure C)
- Enter your TLN RBdigital password and tap next 
- Browse for magazines in-app by tapping  and tapping magazines 
- Magazines checkout through the TLN RBdigital website will sync automatically

Figure C

Note: if the only option is  ensure that you are connected to the internet on your device and try again.