



## Getting Started on an **Apple iPhone or iPad** Free with your Farmington Community Library Card

# 1

### Download the RBdigital app







- Open the Apple app store 
- Tap Search  and search for **RBdigital** (Figure A)
- Tap on the RBdigital icon 
- Tap **Get** 
- Tap **Install** 
- You may be prompted to sign in with your Apple ID
- The app will begin downloading. Once it has downloaded tap **Open** 

Figure A

**Note:** the new RBDigital app replaces the **Zinio** and **Zinio for Libraries** apps



All Zinio apps will no longer work with the Farmington Community Library after **September 8, 2017**

# 2

### Create your new TLN RBdigital account

- Open any web browser and visit <http://farmlib.org/rbdigital>
- Click **Create New Account** in the upper right corner
- Enter your FCL Library Card Number
- Enter your information (Figure B) and click **Create Account**
- Choose **Farmington Community Library** as your Library/Residence

Figure B

# 3

### Checkout and access magazines on a tablet or mobile device through the RBdigital app




- Open the **RBdigital** app
- Enter your email address and tap next (See Figure C)
- Enter your TLN RBdigital password and tap next
- Browse for magazines in-app by tapping  and tapping magazines 
- Magazines checkout through the TLN RBdigital website will sync automatically

Figure C

**Note:** if your only option is  Ensure that you are connected to the internet on your device and try again.