

Getting Started on an **Apple iPhone or iPad**

Free with your Farmington Community Library Card

1

Download the Zinio for Libraries app







- Open the Apple app store 
- Tap Search  and search for **Zinio for Libraries** (Figure A)
- Tap on the Zinio for Libraries icon 
- Tap **Get** 
- Tap **Install** 
- You may be prompted to sign in with your Apple ID
- The app will begin downloading. Once it has downloaded tap **Open** 

Figure A

Note: There are 2 Zinio apps:



You need to ensure that you have chosen “**Zinio for Libraries**” as the regular Zinio app is not compatible with the library.

2

Create your new TLN Zinio account


- Open any web browser and visit <http://farmlib.org/zinio>
- Click **Create New Account** in the upper right corner
- Enter your FCL Library Card Number
- Enter your information (Figure B)
- Choose **Farmington Community Library** as your Library/Residence
- To checkout a magazine, click on the magazine cover and click **Check Out** 

Figure B

3

Access magazines on a tablet or mobile device through the Zinio for Libraries app

- Open the **Zinio for Libraries** app
- Login with the email and password you used to create your TLN Zinio Account
- Your magazines will automatically be available in the Zinio for Libraries app!



FARMINGTON COMMUNITY LIBRARY

www.farmlib.org

Main Library
32737 W. 12 Mile Road
Farmington Hills, MI 48334
(248) 553-0300

Farmington Branch
23500 Liberty Street
Farmington, MI 48335
(248) 553-0321