



with a hammer and 12 nails!*

Armstrong CHANDELIER® Ceilings luxurious textured ceilings with beauty that flows from wall to wall




The grid is hidden within the tile itself! So you get just one beautiful pattern from wall to wall. No exposed grid, no bevels. You can use the metal furring channel to install any Chandelier Ceiling direct to your old ceiling . . . to any height desired! And the grid won't show! LET US SHOW YOU HOW EASY IT IS!


All prices shown are for
a 12' x 12' room
—tile only
(suggested retail)




PROVINCIALE
\$96.99




GOURMET
\$100.99



CONSTITUTION
\$126.99




CHATHAM
\$79.99



STONE
MEDALLION
\$96.99



COLONIAL
SAMPLER
\$100.99




SANTERO
\$96.99

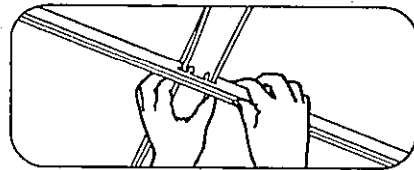
To get the
total cost of
a 12' x 12' room
using the
Integrid System,
add \$41.25 to the
material cost shown.

*The best way to put up a ceiling!

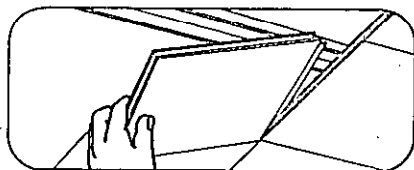
Unique Integrid metal furring
method eliminates 95% of the
nailing necessary with furring
strips...and there's no stapling
or gluing!



Metal furring channel is nailed flush to old ceiling.



Metal cross toe snaps over channel.



Tile slides into next tile and cross toe.

Sure, putting up a ceiling used to be hard work. You had to put up wood furring strips by pounding 260 nails up over your head for a 12' x 12' room. Then you had to put in 576 staples to hold the tile. With Armstrong's new Integrid furring channel, you use only 12 nails in the same size room—a lot faster and easier! You get a beautiful ceiling that flows from wall to wall without unsightly bevels between tiles. No grid shows! All at a price you can afford!

SAVE
10% to 25%
OFF PRICES SHOWN
at participating dealers listed on back page