



Fool-the-eye space expander ideas to try

SHORT ON space and money, but long on spacious looks? There are a variety of strategies you can employ to expand visual space that are not necessarily expensive.

Skylights should be given top consideration for your redecorating dollar. They are not necessarily expensive (especially if you install them yourself), and they contribute more than any other single alteration to expanding visual space.

Of course, skylights may not be feasible for all rooms or structures, but do consider them where possible.

Simplify interior space by removing fussy or unnecessary architectural detail. Removing space-constricting moldings, chair rails etc. may also modernize the appearance of your home.

Use light colors. Paint is a very inexpensive way to make a small space look larger. Any very pale shade will work. Paint the ceiling the same shade as the walls or lighter.

If you prefer wallpaper to paint, a directional geometric pattern can often extend walls visually. Keep the background color light and dominant throughout.

Use the same flooring throughout the house and keep it light colored. This serves to extend the visual flow from space to space. The very best option (if you are lucky enough to have it) is hardwood flooring with a light or white-washed finish and a glossy sealer.

Maximize your windows. The brighter a room, the larger it looks. Likewise, by drawing your eye outside, windows make spaces feel bigger. You can maximize the effect of your windows by leaving them uncovered or by using a low-profile treatment like shades or blinds that "disappear" when pulled up (especially if they match the walls in color).

MINIMIZE YOUR furnishings. Keep them few, small in scale, light in color, and go easy on pattern.

ROPER

OUTDOOR POWER EQUIPMENT

New Roper self-propelled lawn mower with hard bag catcher system



- 4-HP Briggs & Stratton MAX engine
- 22" cut
- Gear drive self-propelled
- Hard bag easier to use, outlasts cloth bags
- 2-year limited warranty.

Only: \$299⁹⁵

Roper LT 12 Lawn Tractor

- 12-HP synchro-balanced Briggs & Stratton Industrial/Commercial engine;
- 5-speed in-line transaxle;
- 38-inch twin blade mower deck;
- Headlights
- 2-year limited warranty.



Only: \$1399⁰⁰

Billings Feed & Lawn Equipment
715 S. Main
ROYAL OAK • 541-4812

Billings Lawn Equipment
1315 S. Woodward Ave.
BIRMINGHAM • 648-8069

SAXTONS Garden Center
587 W. Ann Arbor Tr.
PLYMOUTH • 453-6250

Rochester Lawn Equipment
1910 W. Auburn Rd. at Crooks
ROCHESTER HILLS • 852-5171

RAIN BIRD

Meet with a Professional Sprinkler System Contractor



Rain Bird backs its Maxi-Pow® with a 3-year warranty. Why can Rain Bird offer this guarantee? Because the Maxi-Pow is packed with features that ensure consistent,

dependable operation. Heavy-duty cast. Double-weighted impact arm. Multi-function wiper seal. Reliability. Guaranteed.

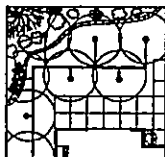
If You Want...

- To stop dragging that hose around
- To increase the value of your home
- To save money thru better watering management
- And to have the best looking lawn on the block, then...


SPRINKLER SYSTEMS

RAIN BIRD Professional Contractors offer fast, expert installation.


Your system is custom designed taking into account planting areas, trees, shrubs, walks, driveways and the house.



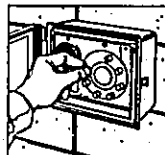
Contractor arranges for building permit, if needed, and tapping into water main by a licensed plumber, if required.



Depending on your location and soil conditions, the contractor will either trench or pull your pipe and electrical wiring.



Safe, low voltage operated valves tie sprinkler system into main water supply.



Controller is installed and programmed for proper watering of various watering areas.



After system is completely tested, lawn is carefully restored to its original condition.

I Want More Information On...

- Professionally Installed Sprinkler Systems
- Converting My Current Manual System To An Automatic System
- Installing a Raincheck Automatic Rain Shut-Off Device On My Present System
- Having A Low Voltage Outdoor Lighting System Professionally Installed

NAME _____

ADDRESS _____

CITY _____ STATE _____ ZIP _____

Q&E 4/14/88

CENTURY RAIN AID

CALL TODAY FOR YOUR FREE ESTIMATE

1-800-544-9219

31691 Dequindre (between 13 and 14 Mile Pk.) Madison Hts., MI 48071 (313) 588-2990
22159 Telegraph Rd. (between 8 and 9 Mile Pk.) Southfield, MI 48034 (313) 358-2992