

# Picture worth 1,000 words — even on an empty wall

(AP) — Walls without pictures are not merely empty, they're sterile and sad. But only slightly more so than a wall with just one picture.

Indeed, it takes a group of pictures to add vitality to a room, said Stephanie Hoppen, author of "Decorating With Pictures" (Clarkson Potter, 1991, \$40).

Any wall is good, she said. Use large pieces of furniture such as a sofa or a long, low cabinet as anchors for a grouping. An architectural element such as a mantelpiece also works. Bring an empty corner

into a better relationship with the rest of the room by hanging a group of small pictures. Add interest to stairwells and long hallways by turning them into a gallery setting.

If you're stumped for ideas, combine different versions of the same subject. "It could be roses, views of Venice, cats, photographs of your children," Hoppen said.

Art photographs, botanical prints, architectural drawings, antique and modern advertisements and illustrations, fashion plates, pictures of pets, caricatures and plates are among

her suggestions for wall ornaments. Hoppen claims no special training in the art of putting pictures together. She said none is needed.

SHE STARTED AS a dealer in maps and artworks on paper in England and branched out to framing. She now maintains showrooms in London, Toronto and New York.

"I learned framing as I went along, and I wasn't particularly adept," she said. "Even today, the pictures I put up aren't necessarily

right the first time. If I could learn, so can others."

Still, there are some tricks of the trade.

• Look for wood or plaster architectural ornaments such as rosettes or finials which can add dimension to a wall of framed art works.

• Intersperse objects such as wall sconces, mirrors, wood carvings and plaster plaques to create a more vivid setting.

• Hang a dimensional ornament above a series of paintings as a finale. It's a finishing touch that often produces a more interesting effect.

• Work on the floor to create an arrangement. Step back and look. Try different patterns until you find one you like.

• It's more difficult to hang pictures in a straight line than to create an asymmetrical arrangement.

• If you have a series of pictures identically framed, string a length of ribbon from one to the other. Each framed work is actually hung separately, but the illusion that all are attached to a single ribbon creates a pleasing visual whole.

• To lend interest to a wall full of books, include a few small framed pieces of art. An even more dramatic effect is created by hanging a picture across the front of a shelf. "You could hide all your paperbacks behind the picture," she said.

• Look for new places to hang pictures, such as closet doors. If the door will be opened frequently, choose small, almost weightless, pieces.

• If a mirrored wall or door no longer delights you, cover part of the surface with framed art. Call a professional glass installer to affix the

art to a mirrored wall.

• Since custom framing is so pricey, consider hanging oil paintings without frames.

Face the fact that good framing involves hand work, which is expensive, Hoppen said. The more intricate the frame and mat, the more costly the job. This applies to custom work as well as ready-made moldings which have hand-rubbed finishes and intricate carving.

While a well-chosen frame protects against dirt, dust, fingerprints, accidents and moisture, it also enhances the art work and contributes to the room's decor.

When shopping for frames, pay close attention to the work on display and choose a framer whose work you admire. If there is no display, ask to see samples of his or her work.

## Kitchen facelifts worth the time

AP — Sprucing up shabby kitchen cabinets is a fast way to give your whole kitchen a facelift. Here are some ways you can revive your cabinets:

• Painting is the simplest and least expensive way to improve the appearance of cabinets. A first-rate paint job on cabinets is not difficult, but it is time-consuming.

To paint interiors and shelves, empty the cabinets and scrub them out with a heavy duty detergent to remove grease and grime. Lightly sand all surfaces. Apply two coats of glossy or semigloss paint.

To paint cabinet exteriors, remove the doors and save the hardware to scrub and polish separately. Scrub all exterior surfaces with heavy duty detergent. Fill any holes and gouges with wood filler. Allow to dry, then

sand smooth. Sand all cabinet exteriors or surfaces to give the new paint additional bite.

Apply two coats of gloss or semigloss paint. Paint the cabinet frame edges first, then the frame surfaces, then the exposed sides of the cabinet. Work from top to bottom.

Lay the doors on a large work surface, raised up on strip of scrap wood. Paint around all edges first. Next, paint the door surfaces, back sides first.

When the paint dries, turn the doors over and do the front sides. On raised-panel doors, paint the center panels first, then the door edges, then the framing around the center

panels. Repeat steps for second coat.

Rehang doors with the old hardware, scrubbed and polished, or with new hardware chosen to complete the facelift.

• Stripping and refinishing is another inexpensive option. Stripping is messy, but new products make it safer than it used to be. Refinishing has some limitations:

Don't try going from a dark stain to a light one; you may get a blotchy-looking surface.

Be wary of cabinets that have been painted; paint often covers unattractive wood.

News that's closer

**CANTON \$98,900**  
**IMMEDIATE OCCUPANCY**  
**ONLY 2 LEFT**

New brick-aluminum 3 bedroom, 1½ bath colonial. 2 car attached garage, full basement, large wooded lots plus more.

Model at 1870 Marlboro, South of Ford Road, between Morton Taylor & Shelton Road (Enter from Saltz). Open Saturday & Sunday 1-5 or by appointment.  
**LAPIN BUILDERS**  
**981-3627**

**PRE-CONSTRUCTION PRICING!**  
**NORTHVILLE TRAILS**

Experience the Premier Luxury Housing Community of Northville  
**2650-3100 sq. ft.**  
**NORTHVILLE SCHOOLS!**  
**NORTHVILLE TOWNSHIP**

**STARTING AT \$199,900**  
Open Daily 1-6 pm Closed Thursday  
**380-5070**  
½ Mile W. of Haggerty, Enter N. on 6 Mile

**KNOWING YOU HAVE DIABETES ISN'T THE END OF THE WORLD. NOT KNOWING COULD BE.**

Are you experiencing blurred vision?  
Are you over forty and overweight?  
Is there a history of diabetes in your family?  
See your doctor. Because what you don't know can hurt you.

**CRANBROOK CHASE**


**BLOOMFIELD FROM \$289,990!**

**SHOWCASE HOMES**



**1992 NATIONAL AWARD WINNER!**

Exclusive gated enclave of exceptional condominium residences nestled in the heart of Bloomfield/Birmingham. Located on Cranbrook Court between Maple and Quanton off Telegraph Road.



**(313) 647-7690**

For information regarding all Holzman & Silverman Communities Call 832-HOME  
Holzman & Silverman/The Fisher Group  
Value First Since 1919 - Experience Counts



**Nav's Two Best...Quality Homes**

**BRADFORD of NOVI**



from...\$289,800

**Northville Schools**  
Premium 1½ Acre Homesites  
Quality Custom Built Homes  
Will Build to Suit  
Located on Tah  
Just South of 9 Mile  
Model Open 12-6  
Closed Thursday  
contact Kathleen  
(313) 380-8888

**WESTMINSTER VILLAGE**



from...\$188,800

**Nav's Schools**  
3 & 4 Bedrooms  
Dramatic Cathedral Ceilings  
Library - 2½ Baths  
Located on Haggerty  
Just South of 10 Mile  
Model Open 12-6  
Closed Thursday  
contact Red  
(313) 442-2626

**Singh Development Co., Ltd.**

**HIDDEN RIDGE**



**ESTATE OF THE ART**


THE ULTIMATE PRIVATE LOCATION IN THE CITY OF BLOOMFIELD HILLS. NINE SPECTACULAR ESTATE-SIZED HOMESITES AWAIT THE RESIDENCE OF YOUR OWN CREATION. ONE AND ONE-HALF ACRES OF NATURAL SECLUSION. EACH LIKE A WORK OF ART. FROM \$495,000.



**K.W. PETERSON & ASSOCIATES**  
**644-6780**

DEVELOPED BY: HUGHES PROPERTIES  
TIMOTHY ENTERPRISES


**Parental guidance suggested.**



Getting Up Drug Free is a parent's guide to prevention. Call 1-800-621-0900 for your free copy. It's for parents of all ages.

Partnership For A Drug-Free America

**Dramatic Savings On Exquisite Builder's Models from \$450,000**



Choice custom building sites also available from \$140,000.

**Now Previewing:**  
Spectacular New Traditional Elevations and Floor Plan Designs.

Exclusive location off the west side of Woodward Ave. just north of Lone Pine in the city limits of Bloomfield Hills.

**Boulder Park**

Open 12-5 p.m. (Closed Thursday)  
Wineman & Komer Building Company  
Model: 647-9580 Office: 350-9090

Priced For Immediate Sale