

ROUND OR OVAL POOLS
WITH OR WITHOUT DECKING


OFF SEASON

FACTORY CLEAN-OUT OF NATIONALLY FAMOUS BRANDS INCLUDING 1973 ESTHER WILLIAMS POOLS "THE POOL THAT ALL AMERICA LOVES"



ARISTOCRAT ROUND PACKAGE
includes pool — Filter — Ladder
24' PACKAGE \$388
18' PACKAGE \$298

ARISTOCRAT OVAL PACKAGE
Pool — Filter — Ladder
Massive 16' x 32' Oval
NOW ONLY \$688



4 x 6 1/2' deep
6" wide roll
winter liner


OPEN SUNDAY 11-6

OPEN DAILY TIL 9

Esther Williams

ALL-ALUMINUM SWIMMING POOLS


Entire Frame Carries 15 Year Guarantee




YOUR CHANCE TO SAVE HUNDREDS OF DOLLARS ON OUR FINEST POOLS

27 DIFFERENT ESTHER STYLES

FACTORY-CLEANOUT OF NATIONALLY FAMOUS ESTHER WILLIAMS 1972 POOLS



ALL FUN NO WORK



1973 model will be \$1266

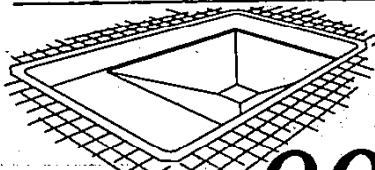
15 x 30 Oval Deluxe Plug without Deck no Skimmer

16 x 32 Oval Deluxe Plug with Deck no Skimmer

1973 model will be \$2299

\$939 includes equipment

\$1739 includes equipment



IN-GROUND POOL
16' x 32'

Hi-rate filtration system, aluminum receptor coping, tile print border liner, new "wide track" skimmer.

\$1099

Early Installation Available

PACIFIC PALM POOLS

Viscount Pools

The Pool People

LIVONIA: 34750 Plymouth Rd.
ANN ARBOR: 2450 W. Stadium

TAYLOR: 23649 Eureka Road.
WINDSOR: 7649 Tecumseh Rd. E.

OPEN EVENINGS TIL 9

OPEN SUNDAY TIL 6

welcome
spring into
your home

By CAROL KATZ

Spring arrived last Wednesday and the world is busy blossoming and turning green.

And, as everyone knows, spring is the time when a homeowner's fancy turns to thoughts of home improvement.

How to capture the spirit of freshness and vibrancy in the air and bring it into the world you know best—your own home?

How to chase away the winter doldrums from your rooms so that you can greet the spring season on its own fresh, bright terms?

Look about you. Now is the time to liven up that drab bedroom. The time to finally do something about that

inconvenient kitchen or bathroom that you're always complaining about has arrived.

And now that spring is here, summer can't be far behind. Are you ready for the backyard barbecue scene? And how will your garden grow?

We've talked to scores of Observerlanders, from do-it-yourselfers to professionals, who are glad to share their know-how and ideas with you.

Explore with Focus the wonderful worlds of paints, wallpapers, landscaping techniques, do-it-yourself projects extraordinaire, as well as the amazing new products available now for the greatest of ease in your own home improvement campaign.

Spring has arrived. Are you ready?

Ten Projects To Create Cost Little, Add A Lot

If you're a klutz on a budget, don't despair.

You can still bring spring into your house in a number of dramatic ways that require little money and practically no technical know-how.

• **BUY AN ANTIQUING KIT** and paint a brand new look on your kitchen cupboards.

• **DO SOMETHING** with that little old table that you have stored away. Make or buy a fringed floor length tablecloth for it and you'll be able to proudly display it in any room of the house.

• **PAINT AN OLD MILK CAN** (they're available in many antique and hardware stores) a brilliant color, fill it with a riot of artificial flowers and then set it down in your family room or porch. It just might become the focal point of your room!

• **COVER AN OLD FOOT LOCKER** or trunk with travel posters and then apply several coats of clear varnish to your creation. You'll have an exciting conversation piece as well as a storage happy container.

• **MAKE YOUR PRE-SCHOOLER HAPPY** by creating a felt wall hanging for his room. Use some of the characters from his favorite stories—Jack climbing the beanstalk, for instance, or Winnie-the-Pooh with a pot of honey.

• **CREATE AN INTERESTING BULLETIN BOARD** by shopping around antique stores for an ornate mirror frame. Apply a sheet of heavy cardboard to the part where the mirror used to be and then cover with a piece of bright fabric. You'll be able to tack up your personal bulletins in high style.

• **COVER SEVERAL OLD COFFEE CANS** with adhesive backed paper or wallpaper for use as canisters that will fit in perfectly with your kitchen decor.

• **BUY AND PAINT A PIECE** of unfinished furniture for that bare spot in your house. The selections in chairs, tables and deacon's benches grow sturdier and more varied all the time.

• **GET TRIM HAPPY!** Decorate drapes, curtains, window shades, bedspreads, pillows, napkins and lampshades with some of the fantastic new trims and ribbons available in department or sewing stores.

• **BUY A CAN OF ROOM FRESHENER** in the fragrance of your choice—whether it's strawberry, lilac or lemon verbena—and spray away!

Spring, it seems, can now be brought indoors by no more than the push of a button!

