

Spring is here - almost. It will arrive officially at 4:36 a.m. Monday, March 21, according to Associate Professor Hazel M. Loss of the University of Michigan astronomy department. Day daylight hours will steadily increase from then until the Summer Solstice in June when the Sun reaches its northernmost point. The brief appearance of Mercury in the sky will highlight the month's planetary configurations. Jupiter will continue as one of the brightest subjects in the sky and can be located high in the sky at dark near and to the south of Pollux and Castor in Gemini. On March 3 and 31 the Moon will pass about two degrees below Jupiter.

The best thing some self-made men can do is deny it.



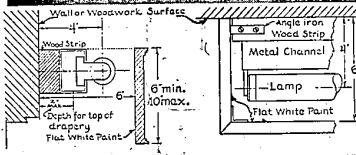

## Homes and Gardening

### Lighted Window Valance Adds Beauty To Any Room



Glamorous new trend in home lighting is decorative valances with their own fluorescent lights concealed behind the face board. Lighted valances not only bring out beauty and color in draperies, but they make rooms look larger. Even more important, they provide necessary general lighting in the rooms.

After mounting 1 1/2 x 2" wood strip, attach metal pre-wired channel strip. Assemble face board, decorate or paint and attach face board. It's secured by screwing angle irons into 1" x 2" wood strip. Electrical cord and switch are concealed by drapery.



### Can Be Built Easily In Spare Time By Home Handy Man At Little Cost

Perhaps the most popular feature of today's light-conditioned home is its lighted wall and window valances. These modern decorative accents with their soft, subtle lighting effect are an important trend in new home building and a boon to families intent on bringing older homes up to date.

For many years women have used valances as decorative headings for drapery arrangements. Now, with new lighted valances, they can be used not only as attractive finishing touches for windows but as a practical way to get general lighting throughout a room. Long lines of fluorescent light concealed behind decorative face boards create a nighttime sunshine at windows. Deluxe warm white fluorescent lamps which enhance colors as well as the appearance of people in a room also bring out the beauty and texture of drapery materials. Best of all, these horizontal lighting effects have a way of making small rooms seem larger.

While custom made valances are the easiest way of enjoying

this glamorous new trend in lighting, they're actually easy and inexpensive enough for a weekend carpenter to tackle without a team. Don't worry about experience or an expensive workshop full of tools. Actually, a hammer, screwdriver, saw and square will do the job.

Equipment and material for a double window will cost in the neighborhood of twelve to twenty-five dollars, depending on equipment used. For a double window, required material is: 3 1/2" x 2" wood strip the length of the window, one metal fluorescent channel (pre-wired with cord and plug), length of window or longer, 1" x 8" wood face board (length of channel plus and return), molding trim (optional), screwdriver and screws, hammer and two 4" angle irons, all saw, square and rule.

As shown in the drawings above, the 1 1/2" x 2" wood strip is attached directly to the frame above the window. Second, the fluorescent channel is attached to the wood strip. Knock-out holes in the channel make this job easy. Place end pieces on face board and attach angle irons to end pieces. Paint inside of valance board white (to reflect most light) and decorate outside of face board to harmonize with room furnishings. Wallpaper or fabric, leather or

### Novel Lighting Popular Hobby

Do it yourself and paint-by-number are sweeping the country. Both fascinating hobbies are now coordinated in a fine project for young children - putting a picture and making your own wall lamp, complete with shade.

Although these lamps and pictures are easy enough for young school children to put together, many adults are finding them both practical and attractive. Designs include Indian, bird and flower motifs.

Used singly or in pairs, each wall lamp is complete with a pair of matching ready-framed pictures.

The paint-a-picture and lamp and shade kits are available through many department and hobby shops for less than five dollars. Complete instructions for assembling lamp and shade come with the kit.

General Electric lighting specialists point out how successfully these lamps can be used in pairs over the study desk. Equip them with 100-watt bulbs and hang so the lower edge of the shade is 15 inches above the desk and 30 inches apart.

MINSTREL SHOW -- MARCH 12

### How-To-Ideas by Dick Carpenter



### Hardboard Place Mats and Hot Pads

It's easy to make original and decorative place mats and hot pads for use on your dining room table. Simply lay out a pattern like one of those in the illustration on a sheet of hardboard and cut out on aigsaw. Then bevel the edges with a file or on a sand block and decorate with appropriate decals - or you can paint your own designs on them and win everyone's admiration. When the mat is to be used as a hot pad, make it out of two identically-cut pieces of hardboard. Separate the two pieces with spacers cut from thread spools, fastening the spacers in place with glue and brads.

**PUT Spring IN YOUR LAWN**

Spring Time Is Just Around The Corner and that calls for **LAWN SEEDS AND FERTILIZERS**

We Have In Stock  
Mixed Grade A Lawn Seed  
Kentucky Blue - Red Top - White Clover - Perennial Rye - and Fescue Seeds.

For Lawn Fertilizers, We Have **DAVCO GRANULATED FERTILIZERS**  
KO-KO, TOL-E-GRO, SHEEP MANURE, PEAT MOSS and LIME

ESTABLISHED 1896  
35408 STATE ST. Farmington, N.H.  
A Delight in Farmington - PHONE 6076

## START NOW enjoy these comforts in Spring & Summer

Lawn furniture will make outdoor living a pleasure.

### DO-IT-YOURSELF

You can save a lot of money by building your own lawn furniture. Start early and have it ready for those sunny days.

**East-Bild Patterns**


LAWN SEEDER PATTERN 278  
LAWN CHAIR PATTERN 279  
LAWN TABLE PATTERN 280  
LAWN SWING PATTERN 281  
LAWN GOLF BAG PATTERN 282  
LAWN COLE PATTERN 283

- LUMBER
- CEILING TILE
- PLYWOOD
- INSULATION
- PANELING
- ROOFING
- FLOOR TILE
- SIDING

## FARMINGTON LUMBER & COAL CO.

32800 Grand River in NOVI Phone 0020  
43755 Grand River Phone Northville 308

## American Motors rolls out the red carpet with the all-new 1955 Hudson Hornets and Wasps



The most beautiful performers of them all... the brilliant, new Hudson Hornet and the bright, young stars of the New York City Ballet.

### NEW HORNET V-8 ENGINE

LATEST, GREATEST of the V-8's. Short-stroke pistons reduce friction, deliver quick power. Smooth, whisper-quiet, rugged! Or choose the Championship Six, with more than 150 stock-car victories.

All new Hudsons feature Double Strength Single Unit Body, new Deep Coil Ride, Airliner Reclining Seats and Twin Travel Beds standard on many, available for all other models. All-Season Air Conditioning available for all models at hundreds less than other systems.

See these exciting new cars now!

## HUDSON

HORNETS • WASPS • RAMBLERS • METROPOLITANS  
are products of American Motors

# BEST in CLOTHES DRYERS is an ALL-ELECTRIC

OPERATES FOR PENNIES A DAY

COLORED FABRICS STAY SPARKLE FRESH WHEN YOU DRY WITH

CLEAN ELECTRIC HEAT

SEE YOUR DEALER or DETROIT EDISON

DO IT YOURSELF Is Fast Becoming the Greatest Business in America... A \$6 BILLION VOLUME LAST YEAR... Let FARMINGTON FLOOR & WALL TILE Help You Get Started Improving YOUR Home.

SPECIAL THIS WEEK Plastic Wall Tile 3 1/2c Per Piece

VISIT OUR SHOWROOM SEE OUR DISPLAYS, SAMPLES, CATALOGS

FARMINGTON FLOOR & WALL TILE 38216 Gd. River Phone 2173

## TAVERN AUTO SALES

28001 GRAND RIVER WM. - DON & BOB SHAW PHONE FARM. 1692 - KE. 2-0181