









Getting Started on an **Android Device**

Free with your Farmington Community Library Card

1

Download the Hoopla app

- Open the Google Play app store 
- Tap on the search bar: 
- Search for **Hoopla**
- Tap on the Hoopla icon 
- Tap **Install** 
- Tap **Accept** 
- The app will begin downloading. Once it has downloaded tap **Open** 


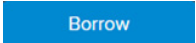
2

Create your new Hoopla account

- Tap **Sign Up**
- Search for and choose **Farmington Community Library**
- Type in your email address, a new password, and your FCL library card number
- Congratulations! You have successfully created your Hoopla Account!

3

Borrow up to 5 items each month!

- You can search for a book by tapping the  on the upper right of the screen
- To borrow any item simply tap on the cover and tap **Borrow** 
- Your checked out materials can be found under the **Borrowed** tab



FARMINGTON COMMUNITY LIBRARY

www.farmlib.org

Main Library
32737 W. 12 Mile Road
Farmington Hills, MI 48334
(248) 553-0300

Farmington Branch
23500 Liberty Street
Farmington, MI 48335
(248) 553-0321