








Getting Started on an Android Device

Free with your Farmington Community Library Card

1

Download the Libby app

- Open the Google Play app store 
- Tap on the Google Play search bar and search for **Libby**
- Tap on the Libby icon 
- Tap **Install** 
- Tap **Accept** 
- The app will begin downloading. Once it has downloaded, tap **open** 






2

Sign in with your FCL Library Card

- Tap the screen to continue
- Choose your state (**Michigan**)
- Choose your home library (**Farmington Community Library**)
- Login with your library card number and PIN; Your PIN is the last 4 digits of your telephone number

3

Borrow up to 10 e-books at a time!

- You can search for a book by tapping the magnifying glass icon on the upper right of the screen 
- To borrow any book simply tap on the cover and tap **Borrow** 
- If the book is currently checked out it will say **Place Hold** 
- To place a hold simply enter your email and you will be notified when the book becomes available
- To access your books swipe from the left side of the screen to open the main menu and tap **My Books**

